



Women's Flat Track Derby Association IBRF & Standardized Stats Calculator



Official June 2010 Revision

For use with May 2010 rules

- 1 The Bout Summary and tabs in Pink are the only required stats forms.
- 2 Tabs in Pink will populate the gray Bout Summary form.
- 3 Tabs in Aqua are not required, but encouraged, and will populate the gray Bout Summary form.

IBRF must be signed and the original copy scanned. Scanned IBRF and required Stats workbook must be emailed to sanctioning@wftda.com within two weeks of the bout date.

Instructions

Naming Convention

Please name your Stats doc: **STATS-YYMMDD_hostleague_vs_visitorleague**. Example: "STATS-080216_TucsonRollerDerby_vs_TexasRollergirls". Please name your scanned IBRF: **IBRF-YYMMDD_hostleague_vs_visitorleague**. Example: IBRF-080216_TexasRollergirls_vs_TucsonRollerDerby

DUE: 2 weeks after bout date

Game Summary

Game Summary and tabs in Pink are the mandatory pieces of the stats workbook required for Sanctioning. Nothing on this page should be manually entered, it is populated by the other sheets in the workbook.

The sections: Offensive/Defensive actions, Per Jam, Errors, +/- and Overall do not have to be filled in as they depend on information from the extra credit workbook section.

Workbook Instructions

1. Fill out the Roster on the IBRF tab before printing sheets. It will populate the workbook. Be sure to enter the date of the bout and the team names before printing, otherwise the forms will print out as "Home Team vs Away Team" with no dates (so the sheets can be used for scrimmages). Doing this will automatically populate the Team Pen, Actions and Errors sheets for bout usage. If there is an empty in the either roster input "-" in Number and Name columns

Note: The directions on what pages to print are not needed if you use Excel or viewer to print.

Print out the following tabs (PINK) for use DURING the bout:

1. IBRF
2. Score (four sheets, two for each team)
3. Penalties (four sheets, two for each team)
4. Lineup (four sheets, two for each team)
5. Expulsion- (Print a few to be on hand during the bout in case of Expulsion/Suspension).
Suspension form

Print out the following tabs (AQUA) for use DURING the bout (if possible):

1. Actions (four sheets, opposite teams covered)
2. Errors (two sheets, opposite teams covered)
3. Jam (one sheet, for use by Jam Timer)

After the bout, transcribe the information from the sheets:

2. Score P.1 & 2
3. Penalties P.1 & 2
4. Lineup P.1 & 2
5. Actions P.1 & 2 (if used)
6. Errors P.1 & 2 (if used)
7. Jam P.1 & P.2 (if used)

You don't need to print Read ME, Bout Summary or Penalty Summary tabs before the bout.

NOTE: THERE ARE INSTRUCTIONAL COMMENTS IN CELLS & AT THE BOTTOM OF EACH SHEET

Extra Credit (AQUA)

Tabs in Aqua are not required but when filled out will complete the Game Summary tab and provide more detailed stats information.

Stats Summary Pages (GREY)

Tabs in Grey can be printed out and shared with coaches and skaters. Try and provide them with an understanding of the meaning of the terms that describe their statistics.

Print Only Tabs (BLUE)

Blue tabs are optional sheets for printing only that you may find useful. One Penalty Tracker tab puts both teams on a single sheet, enter the data on the pink Penalties tab, not on the blue O.P.T. tab.

Penalty Box tab has a log for penalty box timekeepers. Whiteboards tab is a handy reference sheet to tape to the back of your white boards.

PLEASE NOTE: It is highly recommended that the teams negotiate for captains from both teams to have a copy of all documents. The host league is responsible for turning them in, but documents will be accepted from either team, so it is worthwhile for the visiting team to have a backup.

Please do not abbreviate your league or team when naming documents for sanctioning.

© 2010 Women's Flat Track Derby Association (WFTDA)

WFTDA Interleague Bout Reporting Form (IBRF)

Section 1. VENUE & ROSTERS (Complete BEFORE the bout)

| | | | | |
|------------------|--------------------------|--------------------|------------------|---------------|
| Location: | Dena'ina Center | Anchorage | AK | |
| | VENUE NAME | CITY | ST/PRV | BOUT # |
| Date: | Saturday, March 05, 2011 | Start Time: | End Time: | |

TEAM ROSTERS - List in order of skater number (numeric portion)

| HOME TEAM | | | VISITING TEAM | | |
|---------------------|---|--------------------------|----------------------|---|----------------------|
| LEAGUE | Rage City Rollergirls/Faribanks Rollergirls | | LEAGUE | Rage City Rollergirls/Fairbanks Rollergirls | |
| TEAM | Miners | | TEAM | Trappers | |
| # of players | Skater # | Skater Name | # of players | Skater # | Skater Name |
| 1 | 104 | True Love Trucker | 1 | 1337 | N3rdy GRRL |
| 2 | 151 | Nosha Crankshaft | 2 | 274 | Feel D. Pain |
| 3 | 2012 | Sarah Impale'Em | 3 | 3024 | HypnoThighs |
| 4 | 227 | Volatile Violet | 4 | 64 | AK Cupcake |
| 5 | 32 | EnPSYCHOpedia Brittanica | 5 | 68 | Crystal |
| 6 | 530 | NESS U. UP | 6 | 737 | unXpected Turbulance |
| 7 | 6113 | Luna Bane | 7 | 9 | Tower Puss |
| 8 | 69 | Baracuda Barbie | 8 | S1NR | Back Seat Betty |
| 9 | 94 | Gin Rubby | 9 | | |
| 10 | | | 10 | | |
| 11 | | | 11 | | |
| 12 | | | 12 | | |
| 13 | | | 13 | | |
| 14 | | | 14 | | |
| Alt 1 | | | Alt 1 | | |
| Alt 2 | | | Alt 2 | | |

| Referee Name | Position | League | Cert. | Referee Name | Position | League | Cert. |
|---------------------|-----------------|---------------|--------------|----------------------|-----------------|---------------|--------------|
| Donny Fiasco | HR | Rage City | | Alaska Skate Trooper | OPR | FBXRG | |
| Re Pete Offender | JR | Rage City | | Tiger Woody | OPR | FBXRG | |
| Res Judiquada | JR | Rage City | | Bohican | OPR | Rage City | |
| 14 | IPR | Rage City | | | | | |

Section 2. SCORE (Complete DURING or IMMEDIATELY AFTER bout)

| HOME TEAM | | | | VISITING TEAM | | | | | |
|---------------------------|---------------|-------------------|------------|----------------------|----------------------|---------------|-------------------|------------|------------|
| Period | Points | Penalties | Min | Maj | Period | Points | Penalties | Min | Maj |
| Period 1 | 43 | 11 | 4 | 4 | Period 1 | 35 | 3 | 2 | 2 |
| Period 2 | 20 | 5 | 8 | 8 | Period 2 | 48 | 4 | 2 | 2 |
| BOUT TOTAL POINTS: | 63 | PENALTIES: | 16 | 12 | TOTAL POINTS: | 83 | PENALTIES: | 7 | 4 |

Expulsion/suspension notes:

Section 3. CERTIFICATION (Complete IMMEDIATELY AFTER Bout)

| Home Team Captain | | Visiting Team Captain | |
|--------------------------|--|------------------------------|--|
| Skate Name: | | Skate Name: | |
| Legal Name: | | Legal Name: | |
| Signature: | | Signature: | |
| Head Referee | | Head NSO/Scorekeeper | |
| Skate Name: | | Skate Name: | |
| Legal Name: | | Legal Name: | |
| Signature: | | Signature: | |



A scanned IBRF with signatures and the completed stats are due within 2 weeks of bout date to: sanctioning@wftda.com

IBRF © June 2010 Women's Flat Track Derby Association (WFTDA)



LIST OF NON-SKATING OFFICIALS/STAT TRACKERS

| Official/Tracker's Name | Non-Skating Official Position | League | Certification |
|--------------------------------|--------------------------------------|---------------|----------------------|
| Mach 4 | Timekeeper | | |
| Justice Scarlia | Penalty Tracker | | |
| Boondock Saint | Penalty Tracker | | |
| Cherry | Wrangler | | |
| Outside Tracker | Tom | | |
| Penalty Box | Bruise Pristine | | |
| Penalty Box | Orgazmic Chemistry | | |
| Penalty Box | Emma Pealout | | |
| Scorekeeping | Lars | | |
| Scorekeeping | Constable | | |
| Scoreboard | Backseat | | |
| Lineup Tracker | Mike | | |
| Lineup Tracker | Topsy Curvy | | |
| Jam Timer | Johnny Riot | | |
| | | | |
| | | | |
| | | | |
| | | | |
| | | | |
| | | | |
| | | | |
| | | | |
| BOUT AWARDS | | | |
| MVP | | | |
| | | | |
| | | | |
| | | | |



A scanned IBRF with signatures and the completed stats are due within 2 weeks of bout date to: sanctioning@wftda.com

IBRF © June 2010 Women's Flat Track Derby Association (WFTDA)



| TEAM: Rage City Rollergirls/Faribanks Rollergirls/Miners | | SCOREKEEPER: Lars | | JAM REF: Re Pete Offender | | Per. 1 | | 3/5/2011 | | SCORE | | | | | | | | | | | | | |
|--|-----------------|-------------------|------|---------------------------|------|--------|--------|----------|--------|-------|--------|----|--------|----|--------|----|--------|----|--------|----|-----------|------------|----|
| JAM | Jammer's Number | LOST | LEAD | CALL | INJ. | NP | Pass 2 | GP | Pass 3 | GP | Pass 4 | GP | Pass 5 | GP | Pass 6 | GP | Pass 7 | GP | Pass 8 | GP | Jam Total | Game Total | |
| 1 | 69 | | X | | | | 5 | L | 5 | L | 5 | L | | | | | | | | | | 15 | 15 |
| 2 | 104 | | X | | | | 5 | L | | | | | | | | | | | | | | 5 | 20 |
| 3 | 32 | | | | | | 4 | | | | | | | | | | | | | | | 4 | 24 |
| 4 | 94 | | X | X | | | 4 | | | | | | | | | | | | | | | 4 | 28 |
| 5 | 104 | | | | | X | | | | | | | | | | | | | | | | 0 | 28 |
| 6 | 104 | | | | | X | | | | | | | | | | | | | | | | 0 | 28 |
| 7 | 104 | | | | | X | | | | | | | | | | | | | | | | 0 | 28 |
| 8 | 69 | | | | | | 4 | | 4 | | | | | | | | | | | | | 8 | 36 |
| 9 | 94 | | X | | | | 4 | | 3 | | | | | | | | | | | | | 7 | 43 |
| | | | | | | | | | | | | | | | | | | | | | | | |
| | | | | | | | | | | | | | | | | | | | | | | | |
| | | | | | | | | | | | | | | | | | | | | | | | |
| | | | | | | | | | | | | | | | | | | | | | | | |
| | | | | | | | | | | | | | | | | | | | | | | | |
| | | | | | | | | | | | | | | | | | | | | | | | |
| | | | | | | | | | | | | | | | | | | | | | | | |
| | | | | | | | | | | | | | | | | | | | | | | | |
| | | | | | | | | | | | | | | | | | | | | | | | |
| | | | | | | | | | | | | | | | | | | | | | | | |
| | | | | | | | | | | | | | | | | | | | | | | | |
| | | | | | | | | | | | | | | | | | | | | | | | |
| | | | | | | | | | | | | | | | | | | | | | | | |
| | | | | | | | | | | | | | | | | | | | | | | | |
| | | | | | | | | | | | | | | | | | | | | | | | |
| | | | | | | | | | | | | | | | | | | | | | | | |
| 9 | PERIOD TOTALS | 0 | 4 | 1 | 0 | 3 | 26 | | 12 | | 5 | | | | | | | | | | | 43 | 43 |

JAM: Write in jam number starting from 1. If there is a star pass move to the next line and indicate with **SP** in the Jam # column.

LEAD TRACKING: Lost = When a jammer loses the ability to become lead jammer or loses lead jammer status itself. Do not check this box if the jammer is eligible but the opposing jammer is assigned lead jammer status first.

Lead = Lead Jammer. **Call** = Called Jam, when the listed jammer successfully calls off the jam before jam time runs out. This is checked whether or not the jam was called legally.

INJ = Called For Injury before the natural end of the jam. **NP** = First pass is not completed by the end of the jam (No Pass). ALL of the Lead and Call categories should be marked with an **X**.

GHOST POINT (GP) CODES: **B** - Blocker in the Box, **J** - Jammer in the Box, **L** - jammer Lap point, **O** - Out of play point(s) awarded, **N** - Not on the track, **GP** - Ghost Point type unknown

| TEAM: Rage City Rollergirls/Faribanks Rollergirls/Miners | | SCOREKEEPER: | | | | | | Constable | | | | | | JAM REF: Res Judiquada | | | | | | Per. 2 | | 3/5/2011 | | SCORE | |
|--|-----------------|--------------|------|------|------|----|--------|-----------|--------|----|--------|----|--------|------------------------|--------|----|--------|----|--------|--------|-----------|----------|----|-------|--|
| JAM | Jammer's Number | LOST | LEAD | CALL | INJ. | NP | Pass 2 | GP | Pass 3 | GP | Pass 4 | GP | Pass 5 | GP | Pass 6 | GP | Pass 7 | GP | Pass 8 | GP | Jam Total | 43 | | | |
| 1 | 69 | X | X | | | | | | | | | | | | | | | | | | | 0 | 43 | | |
| 2 | 69 | | | | | X | | | | | | | | | | | | | | | | 0 | 43 | | |
| 3 | 104 | | | | | | 4 | | | | | | | | | | | | | | | 4 | 47 | | |
| 4 | 32 | | | | | | 3 | | | | | | | | | | | | | | | 3 | 50 | | |
| 5 | 94 | | X | | | | 4 | | | | | | | | | | | | | | | 4 | 54 | | |
| 6 | 104 | | | | X | X | | | | | | | | | | | | | | | | 0 | 54 | | |
| 7 | 104 | | | | | | 2 | | | | | | | | | | | | | | | 2 | 56 | | |
| 8 | 69 | | | | X | | | | | | | | | | | | | | | | | 0 | 56 | | |
| 9 | 227 | | X | | X | | 3 | | | | | | | | | | | | | | | 3 | 59 | | |
| 10 | 94 | | | | | | 4 | | | | | | | | | | | | | | | 4 | 63 | | |
| 11 | 104 | | | | | X | | | | | | | | | | | | | | | | 0 | 63 | | |
| 12 | 104 | | | | | | | | | | | | | | | | | | | | | 0 | 63 | | |
| | | | | | | | | | | | | | | | | | | | | | | | | | |
| | | | | | | | | | | | | | | | | | | | | | | | | | |
| | | | | | | | | | | | | | | | | | | | | | | | | | |
| | | | | | | | | | | | | | | | | | | | | | | | | | |
| | | | | | | | | | | | | | | | | | | | | | | | | | |
| | | | | | | | | | | | | | | | | | | | | | | | | | |
| | | | | | | | | | | | | | | | | | | | | | | | | | |
| | | | | | | | | | | | | | | | | | | | | | | | | | |
| | | | | | | | | | | | | | | | | | | | | | | | | | |
| | | | | | | | | | | | | | | | | | | | | | | | | | |
| | | | | | | | | | | | | | | | | | | | | | | | | | |
| | | | | | | | | | | | | | | | | | | | | | | | | | |
| 12 | PERIOD TOTALS | 1 | 3 | 0 | 3 | 3 | 20 | | | | | | | | | | | | | | | 20 | 63 | | |

JAM: Write in jam number starting from 1. If there is a star pass move to the next line and indicate with **SP** in the Jam # column.

LEAD TRACKING: **Lost** = When a jammer loses the ability to become lead jammer or loses lead jammer status itself. Do not check this box if the jammer is eligible but the opposing jammer is assigned lead jammer status first.

Lead = Lead Jammer. **Call** = Called Jam, when the listed jammer successfully calls off the jam before jam time runs out. This is checked whether or not the jam was called legally.

INJ = Called For Injury before the natural end of the jam. **NP** = First pass is not completed by the end of the jam (No Pass). ALL of the Lead and Call categories should be marked with an **X**.

GHOST POINT (GP) CODES: **B** - Blocker in the Box, **J** - Jammer in the Box, **L** - jammer Lap point, **O** - Out of play point(s) awarded, **N** - Not on the track, **GP** - Ghost Point type unknown

| TEAM: Rage City Rollergirls/Fairbanks Rollergirls/Trappers | | SCOREKEEPER: Constable | | | | | | | | | | JAM REF: Res Judiquada | | Per. 1 | | 3/5/2011 | | SCORE | | | | |
|--|-----------------|------------------------|------|------|------|----|--------|----|--------|----|--------|------------------------|--------|--------|--------|----------|--------|-------|--------|----|-----------|------------|
| JAM | Jammer's Number | LOST | LEAD | CALL | INJ. | NP | Pass 2 | GP | Pass 3 | GP | Pass 4 | GP | Pass 5 | GP | Pass 6 | GP | Pass 7 | GP | Pass 8 | GP | Jam Total | Game Total |
| 1 | 9 | | | | | X | | | | | | | | | | | | | | | 0 | 0 |
| 2 | 9 | | | | | | | | | | | | | | | | | | | | 0 | 0 |
| 3 | 274 | | X | | | | 4 | | 2 | | | | | | | | | | | | 6 | 6 |
| 4 | S1NR | | | | | | | | | | | | | | | | | | | | 0 | 6 |
| 5 | 302 | | X | | | | 3 | B | | | | | | | | | | | | | 3 | 9 |
| 6 | 274 | | X | | | | 5 | B | 5 | B | | | | | | | | | | | 10 | 19 |
| 7 | 64 | | X | | | | 4 | B | | | | | | | | | | | | | 4 | 23 |
| 8 | 9 | | X | X | | | 4 | | 4 | | | | | | | | | | | | 8 | 31 |
| 9 | S1NR | | | | | | 4 | B | | | | | | | | | | | | | 4 | 35 |
| 9 | PERIOD TOTALS | 0 | 5 | 1 | 0 | 1 | 24 | | 11 | | | | | | | | | | | | 35 | 35 |

JAM: Write in jam number starting from 1. If there is a star pass move to the next line and indicate with **SP** in the Jam # column.

LEAD TRACKING: Lost = When a jammer loses the ability to become lead jammer or loses lead jammer status itself. Do not check this box if the jammer is eligible but the opposing jammer is assigned lead jammer status first.

Lead = Lead Jammer. **Call** = Called Jam, when the listed jammer successfully calls off the jam before jam time runs out. This is checked whether or not the jam was called legally.

INJ = Called For Injury before the natural end of the jam. **NP** = First pass is not completed by the end of the jam (No Pass). ALL of the Lead and Call categories should be marked with an **X**.

GHOST POINT (GP) CODES: **B** - Blocker in the Box, **J** - Jammer in the Box, **L** - jammer Lap point, **O** - Out of play point(s) awarded, **N** - Not on the track, **GP** - Ghost Point type unknown

| JAM | Jammer's Number | LOST | LEAD | CALL | INJ. | NP | Pass 2 | GP | Pass 3 | GP | Pass 4 | GP | Pass 5 | GP | Pass 6 | GP | Pass 7 | GP | Pass 8 | GP | Jam Total | SCORE |
|-----|-----------------|------|------|------|------|----|--------|-----|--------|----|--------|----|--------|----|--------|----|--------|----|--------|----|-----------|-------|
| 1 | 274 | | | | | | 3 | J B | | | | | | | | | | | | | 3 | 38 |
| 2 | 68 | | X | | | | 4 | J B | | | | | | | | | | | | | 4 | 42 |
| 3 | 3024 | | X | X | | | 4 | | | | | | | | | | | | | | 4 | 46 |
| 4 | 737 | | X | X | | | 4 | | | | | | | | | | | | | | 4 | 50 |
| 5 | 9 | | | | | | 2 | B | | | | | | | | | | | | | 2 | 52 |
| 6 | 274 | | | | X | X | | | | | | | | | | | | | | | 0 | 52 |
| 7 | 274 | | X | X | | | 4 | | 4 | | | | | | | | | | | | 8 | 60 |
| 8 | 737 | | X | | | | 3 | | | | | | | | | | | | | | 3 | 63 |
| 9 | 274 | | | | X | | 4 | | | | | | | | | | | | | | 4 | 67 |
| 10 | 737 | | X | X | | | 4 | B | | | | | | | | | | | | | 4 | 71 |
| 11 | 274 | | X | | | | 4 | J | | | | | | | | | | | | | 4 | 75 |
| 12 | 9 | | X | | | | 4 | B | 4 | B | | | | | | | | | | | 8 | 83 |
| | | | | | | | | | | | | | | | | | | | | | | |
| | | | | | | | | | | | | | | | | | | | | | | |
| | | | | | | | | | | | | | | | | | | | | | | |
| | | | | | | | | | | | | | | | | | | | | | | |
| | | | | | | | | | | | | | | | | | | | | | | |
| | | | | | | | | | | | | | | | | | | | | | | |
| | | | | | | | | | | | | | | | | | | | | | | |
| | | | | | | | | | | | | | | | | | | | | | | |
| | | | | | | | | | | | | | | | | | | | | | | |
| | | | | | | | | | | | | | | | | | | | | | | |
| | | | | | | | | | | | | | | | | | | | | | | |
| | | | | | | | | | | | | | | | | | | | | | | |
| | | | | | | | | | | | | | | | | | | | | | | |
| | | | | | | | | | | | | | | | | | | | | | | |
| 12 | PERIOD TOTALS | 0 | 8 | 4 | 2 | 1 | 40 | | 8 | | | | | | | | | | | | 48 | 83 |

JAM: Write in jam number starting from 1. If there is a star pass move to the next line and indicate with **SP** in the Jam # column.
LEAD TRACKING: **Lost** = When a jammer loses the ability to become lead jammer or loses lead jammer status itself. Do not check this box if the jammer is eligible but the opposing jammer is assigned lead jammer status first.
Lead = Lead Jammer. **Call** = Called Jam, when the listed jammer successfully calls off the jam before jam time runs out. This is checked whether or not the jam was called legally.
INJ = Called For Injury before the natural end of the jam. **NP** = First pass is not completed by the end of the jam (No Pass). ALL of the Lead and Call categories should be marked with an **X**.
GHOST POINT (GP) CODES: **B** - Blocker in the Box, **J** - Jammer in the Box, **L** - jammer Lap point, **O** - Out of play point(s) awarded, **N** - Not on the track, **GP** - Ghost Point type unknown

TEAM: **Rage City Rollergirls/Faribanks Rollergirls/Miners**

PENALTY TRACKER:

Justice Scarlia

3/5/2011

Period 1

| # | MINORS | | | | MINORS | | | | MINORS | | | | MINORS | | | | MINORS | | | | TOT | PENALTY MINUTES | | | | | FO/EXP | Minor or Major |
|------|--------|---|---|--|--------|--|--|--|--------|--|--|--|--------|--|--|--|--------|--|--|--|-----|-----------------|---|--|--|--|--------|---------------------------|
| 104 | X | | | | | | | | | | | | | | | | | | | | 1 | B | X | | | | | Major |
| | 5 | | | | | | | | | | | | | | | | | | | | | 5 | 6 | | | | | |
| 151 | | | | | | | | | | | | | | | | | | | | | 0 | | | | | | | Back Block |
| | | | | | | | | | | | | | | | | | | | | | | | | | | | | |
| 2012 | F | E | L | | | | | | | | | | | | | | | | | | 3 | F | E | | | | | Blk w/ Head |
| | 2 | 3 | 7 | | | | | | | | | | | | | | | | | | | 6 | 9 | | | | | |
| 227 | | | | | | | | | | | | | | | | | | | | | 0 | | | | | | | Cut Track |
| | | | | | | | | | | | | | | | | | | | | | | | | | | | | |
| 32 | E | | | | | | | | | | | | | | | | | | | | 1 | | | | | | | Dir of Play |
| | 3 | | | | | | | | | | | | | | | | | | | | | | | | | | | |
| 530 | B | | | | | | | | | | | | | | | | | | | | 1 | | | | | | | Elbows |
| | 4 | | | | | | | | | | | | | | | | | | | | | | | | | | | |
| 6113 | | | | | | | | | | | | | | | | | | | | | 0 | | | | | | | Forearms |
| | | | | | | | | | | | | | | | | | | | | | | | | | | | | |
| 69 | B | B | | | | | | | | | | | | | | | | | | | 2 | | | | | | | High Block |
| | 4 | 8 | | | | | | | | | | | | | | | | | | | | | | | | | | |
| 94 | C | F | B | | | | | | | | | | | | | | | | | | 3 | | | | | | | Illegal Proc |
| | 3 | 8 | 9 | | | | | | | | | | | | | | | | | | | | | | | | | |
| | | | | | | | | | | | | | | | | | | | | | | | | | | | | M |
| | | | | | | | | | | | | | | | | | | | | | | | | | | | | Multi-Player |
| | | | | | | | | | | | | | | | | | | | | | | | | | | | | O |
| | | | | | | | | | | | | | | | | | | | | | | | | | | | | OOB Block |
| | | | | | | | | | | | | | | | | | | | | | | | | | | | | P |
| | | | | | | | | | | | | | | | | | | | | | | | | | | | | Out of Play |
| | | | | | | | | | | | | | | | | | | | | | | | | | | | | S |
| | | | | | | | | | | | | | | | | | | | | | | | | | | | | Skate OOB |
| | | | | | | | | | | | | | | | | | | | | | | | | | | | | Major or Expulsion |
| | | | | | | | | | | | | | | | | | | | | | | | | | | | | N |
| | | | | | | | | | | | | | | | | | | | | | | | | | | | | Insubord'n |
| | | | | | | | | | | | | | | | | | | | | | | | | | | | | G |
| | | | | | | | | | | | | | | | | | | | | | | | | | | | | (Gross) Misconduct |

1 2 3 4 5 6 7 8 9 10 11 12 13 14 15 16 17 18 19 20 21 22 23 24 25

CARRY OVER: For penalties that carry over from a previous period, shade the equivalent number of boxes.
PENALTY MINUTES: Enter codes for major penalties in the minutes column. Use 4s for turns in box for four minors.
FOUL-OUTS for penalty minutes should be marked as **PM**. **EXPULSIONS** should be listed as either N or G.

| TEAM: Rage City Rollergirls/Fairbanks Rollergirls/Trappers | | PENALTY TRACKER: | | Boondock Saint | | 3/5/2011 | | Period 1 | | | |
|---|--------|------------------|--------|----------------|--------|----------|-----------------|----------|--------|----------------|---------------------------|
| # | MINORS | MINORS | MINORS | MINORS | MINORS | TOT | PENALTY MINUTES | | FO/EXP | Minor or Major | |
| 1337 | | | | | | 0 | | | | | B |
| 274 | | | | | | 0 | | | | | Back Block |
| 3024 | | | | | | 0 | | | | | H |
| 64 | X | | | | | 1 | | | | | Blk w/ Head |
| | 5 | | | | | | | | | | X |
| 68 | | | | | | 0 | | | | | Cut Track |
| 737 | X | | | | | 1 | E | | | | C |
| | 10 | | | | | | 3 | | | | Dir of Play |
| 9 | | | | | | 0 | P | | | | E |
| | | | | | | | 1 | | | | Elbows |
| S1NR | X | | | | | 1 | | | | | F |
| | 9 | | | | | | | | | | Forearms |
| | | | | | | | | | | | A |
| | | | | | | | | | | | High Block |
| | | | | | | | | | | | I |
| | | | | | | | | | | | Illegal Proc |
| | | | | | | | | | | | L |
| | | | | | | | | | | | Low Block |
| | | | | | | | | | | | M |
| | | | | | | | | | | | Multi-Player |
| | | | | | | | | | | | O |
| | | | | | | | | | | | OOB Block |
| | | | | | | | | | | | P |
| | | | | | | | | | | | Out of Play |
| | | | | | | | | | | | S |
| | | | | | | | | | | | Skate OOB |
| | | | | | | | | | | | Major or Expulsion |
| | | | | | | | | | | | N |
| | | | | | | | | | | | Insubord'n |
| | | | | | | | | | | | G |
| | | | | | | | | | | | (Gross) |
| | | | | | | | | | | | Misconduct |

1 2 3 4 5 6 7 8 9 10 11 12 13 14 15 16 17 18 19 20 21 22 23 24 25

CARRY OVER: For penalties that carry over from a previous period, shade the equivalent number of boxes.
PENALTY MINUTES: Enter codes for major penalties in the minutes column. Use 4s for turns in box for four minors.
FOUL-OUTS for penalty minutes should be marked as **PM**. **EXPULSIONS** should be listed as either N or G.

| # | MINORS | | | | MINORS | | | | MINORS | | | | MINORS | | | | TOT | PENALTY MINUTES | | | | | FO/EXP | Minor or | |
|------|--------|---|---|--|--------|--|--|--|--------|--|--|--|--------|--|--|--|-----|-----------------|---|---|---|----|--------|----------|--------------|
| 104 | | | | | | | | | | | | | | | | | 0 | | | I | | | | | Major |
| | | | | | | | | | | | | | | | | | | | 9 | | | | | | B |
| 151 | | | | | | | | | | | | | | | | | 0 | | | | | | | | Back Block |
| | | | | | | | | | | | | | | | | | | | | | | | | | H |
| 2012 | | | F | | | | | | | | | | | | | | 1 | | | E | 4 | L | | | Blk w/ Head |
| | | | 3 | | | | | | | | | | | | | | | | | 1 | 3 | 10 | | | X |
| 227 | F | | | | | | | | | | | | | | | | 1 | E | | | | | | | Cut Track |
| | 4 | | | | | | | | | | | | | | | | | 2 | | | | | | | C |
| 32 | | E | | | | | | | | | | | | | | | 1 | E | | | | | | | Dir of Play |
| | | 9 | | | | | | | | | | | | | | | | 2 | | | | | | | E |
| 530 | | | | | | | | | | | | | | | | | 0 | C | P | | | | | | Elbows |
| | | | | | | | | | | | | | | | | | | 3 | 9 | | | | | | F |
| 6113 | | | | | | | | | | | | | | | | | 0 | | | | | | | | Forearms |
| | | | | | | | | | | | | | | | | | | | | | | | | | A |
| 69 | | I | | | | | | | | | | | | | | | 1 | F | | | | | | | High Block |
| | | 1 | | | | | | | | | | | | | | | | 1 | | | | | | | I |
| 94 | | | F | | | | | | | | | | | | | | 1 | 4 | | | | | | | Illegal Proc |
| | | | 6 | | | | | | | | | | | | | | | 6 | | | | | | | L |
| | | | | | | | | | | | | | | | | | | | | | | | | | Low Block |
| | | | | | | | | | | | | | | | | | | | | | | | | | M |
| | | | | | | | | | | | | | | | | | | | | | | | | | Multi-Player |
| | | | | | | | | | | | | | | | | | | | | | | | | | O |
| | | | | | | | | | | | | | | | | | | | | | | | | | OOB Block |
| | | | | | | | | | | | | | | | | | | | | | | | | | P |
| | | | | | | | | | | | | | | | | | | | | | | | | | Out of Play |
| | | | | | | | | | | | | | | | | | | | | | | | | | S |
| | | | | | | | | | | | | | | | | | | | | | | | | | Skate OOB |
| | | | | | | | | | | | | | | | | | | | | | | | | | Major or |
| | | | | | | | | | | | | | | | | | | | | | | | | | Expulsion |
| | | | | | | | | | | | | | | | | | | | | | | | | | N |
| | | | | | | | | | | | | | | | | | | | | | | | | | Insubord'n |
| | | | | | | | | | | | | | | | | | | | | | | | | | G |

1 2 3 4 5 6 7 8 9 10 11 12 13 14 15 16 17 18 19 20 21 22 23 24 25

CARRY OVER: For penalties that carry over from a previous period, shade the equivalent number of boxes.

PENALTY MINUTES: Enter codes for major penalties in the minutes column. Use **4s** for turns in box for four minors.

FOUL-OUTS for penalty minutes should be marked as **PM**. **EXPULSIONS** should be listed as either **N** or **G**.

(Gross) Misconduct

TEAM: **Rage City Rollergirls/Fairbanks Rollergirls/Trappers** PENALTY TRACKER: **Boondock Saint** **3/5/11** **Period 2**

| # | MINORS | | MINORS | | MINORS | | MINORS | | MINORS | | MINORS | | MINORS | | TOT | PENALTY MINUTES | | | | | FO/EXP | Minor or Major | | | | | | |
|------|--------|---|--------|--|--------|--|--------|--|--------|--|--------|--|--------|--|-----|-----------------|--|--|--|--|--------|----------------|--|--|--|--------------------|-------------|---|
| 1337 | | | | | | | | | | | | | | | 0 | E | | | | | | | | | | | Major | |
| | | | | | | | | | | | | | | | | 2 | | | | | | | | | | | | B |
| 274 | | | | | | | | | | | | | | | 0 | | | | | | | | | | | | Back Block | |
| | | | | | | | | | | | | | | | | | | | | | | | | | | H | | |
| 3024 | O | B | | | | | | | | | | | | | 2 | | | | | | | | | | | | Blk w/ Head | |
| | 1 | 1 | | | | | | | | | | | | | | | | | | | | | | | | | | X |
| 64 | | | | | | | | | | | | | | | 0 | | | | | | | | | | | | Cut Track | |
| | | | | | | | | | | | | | | | | | | | | | | | | | | C | | |
| 68 | | | | | | | | | | | | | | | 0 | | | | | | | | | | | | Dir of Play | |
| | | | | | | | | | | | | | | | | | | | | | | | | | | E | | |
| 737 | | | | | | | | | | | | | | | 0 | | | | | | | | | | | | Elbows | |
| | | | | | | | | | | | | | | | | | | | | | | | | | | F | | |
| 9 | | | | | | | | | | | | | | | 0 | F | | | | | | | | | | | Forearms | |
| | | | | | | | | | | | | | | | | 10 | | | | | | | | | | | | A |
| S1NR | F | X | | | | | | | | | | | | | 2 | | | | | | | | | | | | High Block | |
| | 5 | 9 | | | | | | | | | | | | | | | | | | | | | | | | | | I |
| | | | | | | | | | | | | | | | | | | | | | | | | | | Illegal Proc | | |
| | | | | | | | | | | | | | | | | | | | | | | | | | | L | | |
| | | | | | | | | | | | | | | | | | | | | | | | | | | Low Block | | |
| | | | | | | | | | | | | | | | | | | | | | | | | | | M | | |
| | | | | | | | | | | | | | | | | | | | | | | | | | | Multi-Player | | |
| | | | | | | | | | | | | | | | | | | | | | | | | | | O | | |
| | | | | | | | | | | | | | | | | | | | | | | | | | | OOB Block | | |
| | | | | | | | | | | | | | | | | | | | | | | | | | | P | | |
| | | | | | | | | | | | | | | | | | | | | | | | | | | Out of Play | | |
| | | | | | | | | | | | | | | | | | | | | | | | | | | S | | |
| | | | | | | | | | | | | | | | | | | | | | | | | | | Skate OOB | | |
| | | | | | | | | | | | | | | | | | | | | | | | | | | Major or Expulsion | | |
| | | | | | | | | | | | | | | | | | | | | | | | | | | N | | |
| | | | | | | | | | | | | | | | | | | | | | | | | | | Insubord'n | | |
| | | | | | | | | | | | | | | | | | | | | | | | | | | G | | |
| | | | | | | | | | | | | | | | | | | | | | | | | | | (Gross) Misconduct | | |

1 2 3 4 5 6 7 8 9 10 11 12 13 14 15 16 17 18 19 20 21 22 23 24 25

CARRY OVER: For penalties that carry over from a previous period, shade the equivalent number of boxes.
PENALTY MINUTES: Enter codes for major penalties in the minutes column. Use 4s for turns in box for four minors.
FOUL-OUTS for penalty minutes should be marked as **PM**. **EXPULSIONS** should be listed as either N or G.

Team: **Rage City Rollergirls/Faribanks Rollergirls/Miners** Lineup Tracker: **TOPSY CURVY** **3/5/11** **Per.1**

| JAM | Pivot | BOX | Blocker | BOX | Blocker | BOX | Blocker | BOX | Jammer | BOX | Curr Pass |
|----------|-------|-----|---------|-----|---------|-----|---------|-----|--------|-----|--------------------|
| 1 | 530 | | 32 | | 94 | | 2012 | | 69 | | 1 2 3 4 5 6 7 8 |
| 2 | 227 | | 6113 | | 530 | | 2012 | 2 | 104 | | 1 2 3 4 5 6 7 8 |
| 3 | 69 | | 94 | | 6113 | | 2012 | 0 | 32 | | 1 2 3 4 5 6 7 8 |
| 4 | 530 | | 227 | | 69 | | 6113 | | 94 | | 1 2 3 4 5 6 7 8 |
| 5 | 227 | | 530 | | 32 | | 2012 | | 104 | 2 | 1 2 3 4 5 6 7 8 |
| 6 | 6113 | | 2012 | 3 | 94 | 1 | 32 | | 104 | 0 3 | 1 2 3 4 5 6 7 8 |
| 7 | 530 | | 2012 | 0 | 32 | | 227 | | 104 | 0 | 1 2 3 4 5 6 7 8 |
| 8 | 6113 | | 32 | | 227 | | 94 | | 69 | | 1 2 3 4 5 6 7 8 |
| 9 | 530 | | 104 | | 6113 | | 2012 | 2 | 94 | | 1 2 3 4 5 6 7 8 |
| | | | | | | | | | | | 1 2 3 4 5 6 7 8 |
| | | | | | | | | | | | 1 2 3 4 5 6 7 8 |
| | | | | | | | | | | | 1 2 3 4 5 6 7 8 |
| | | | | | | | | | | | 1 2 3 4 5 6 7 8 |
| | | | | | | | | | | | 1 2 3 4 5 6 7 8 |
| | | | | | | | | | | | 1 2 3 4 5 6 7 8 |
| | | | | | | | | | | | 1 2 3 4 5 6 7 8 |
| | | | | | | | | | | | 1 2 3 4 5 6 7 8 |
| | | | | | | | | | | | 1 2 3 4 5 6 7 8 |
| | | | | | | | | | | | 1 2 3 4 5 6 7 8 |
| | | | | | | | | | | | 1 2 3 4 5 6 7 8 |
| | | | | | | | | | | | 1 2 3 4 5 6 7 8 |
| | | | | | | | | | | | 1 2 3 4 5 6 7 8 |
| | | | | | | | | | | | 1 2 3 4 5 6 7 8 |
| | | | | | | | | | | | 1 2 3 4 5 6 7 8 |
| | | | | | | | | | | | 1 2 3 4 5 6 7 8 |
| | | | | | | | | | | | 1 2 3 4 5 6 7 8 |

Note any box time carrying over from first period onto the P.2 sheet before turning in P.1 sheet. Jam number starts from 1 for each period.
 Circle opposing jammer's current pass. When a star pass occurs, enter SP below current jam number, with jammer and pivot reversed, same blockers, maintain current pass count. For skaters entering the penalty box, include opposing jammer's current pass in which they were sent off the track in the left box. For skaters reentering the pack from the box, include the current pass where they returned in the right box. Use zero on left to denote a skater starting the jam in box. If jam is called for injury, indicate it with a INJ in the BOX column of the injured skater.

Team: **Rage City Rollergirls/Faribanks Rollergirls/Miners** Lineup Tracker: **Topsy Curvy** **3/5/11** Per. **2**

| JAM | Pivot | BOX | Blocker | BOX | Blocker | BOX | Blocker | BOX | Jammer | BOX | Curr Pass |
|-----|-------|-----|---------|-----|---------|-----|---------|-----|--------|-----|--------------------|
| 1 | 530 | | 32 | | 94 | | 2012 | 0 2 | 69 | 2 | 1 2 3 4 5 6 7 8 |
| 2 | 227 | 2 | 530 | | 6113 | | 2012 | 0 | 69 | 0 | 1 2 3 4 5 6 7 8 |
| 3 | 227 | 0 | 94 | | 32 | | 6113 | | 104 | | 1 2 3 4 5 6 7 8 |
| 4 | 227 | | 530 | 2 | 2012 | 3 | 6113 | | 32 | | 1 2 3 4 5 6 7 8 |
| 5 | 69 | | 530 | 0 | 227 | | 2012 | 0 | 94 | | 1 2 3 4 5 6 7 8 |
| 6 | 6113 | | 32 | | 227 | | 530 | | 104 | | 1 2 3 4 5 6 7 8 |
| 7 | 6113 | | 32 | | 530 | | 227 | | 104 | | 1 2 3 4 5 6 7 8 |
| 8 | 94 | 2 | 32 | | 227 | | 2012 | | 69 | | 1 2 3 4 5 6 7 8 |
| 9 | 94 | 0 | 530 | | 6113 | | 2012 | | 227 | | 1 2 3 4 5 6 7 8 |
| 10 | 2012 | | 104 | | 6113 | | 530 | | 94 | | 1 2 3 4 5 6 7 8 |
| 11 | 32 | 3 | 530 | | 6113 | | 32 | | 104 | 2 | 1 2 3 4 5 6 7 8 |
| 12 | 32 | 0 | 530 | | 2012 | 3 | 94 | | 104 | 0 | 1 2 3 4 5 6 7 8 |
| | | | | | | | | | | | 1 2 3 4 5 6 7 8 |
| | | | | | | | | | | | 1 2 3 4 5 6 7 8 |
| | | | | | | | | | | | 1 2 3 4 5 6 7 8 |
| | | | | | | | | | | | 1 2 3 4 5 6 7 8 |
| | | | | | | | | | | | 1 2 3 4 5 6 7 8 |
| | | | | | | | | | | | 1 2 3 4 5 6 7 8 |
| | | | | | | | | | | | 1 2 3 4 5 6 7 8 |
| | | | | | | | | | | | 1 2 3 4 5 6 7 8 |
| | | | | | | | | | | | 1 2 3 4 5 6 7 8 |
| | | | | | | | | | | | 1 2 3 4 5 6 7 8 |
| | | | | | | | | | | | 1 2 3 4 5 6 7 8 |
| | | | | | | | | | | | 1 2 3 4 5 6 7 8 |
| | | | | | | | | | | | 1 2 3 4 5 6 7 8 |
| | | | | | | | | | | | 1 2 3 4 5 6 7 8 |
| | | | | | | | | | | | 1 2 3 4 5 6 7 8 |
| | | | | | | | | | | | 1 2 3 4 5 6 7 8 |

Note any box time carrying over from first period onto the P.2 sheet before turning in P.1 sheet. Jam number starts from 1 for each period.
 Circle opposing jammer's current pass. When a star pass occurs, enter SP below current jam number, with jammer and pivot reversed, same blockers, maintain current pass count. For skaters entering the penalty box, include opposing jammer's current pass in which they were sent off the track in the left box. For skaters reentering the pack from the box, include the current pass where they returned in the right box. Use zero on left to denote a skater starting the jam in box. If jam is called for injury, indicate it with a INJ in the BOX column of the injured skater.

Team: **Rage City Rollergirls/Fairbanks Rollergirls/Trappers** Lineup Tracker: **Mike** **3/5/11** Per. **1**

| JAM | Pivot | BOX | Blocker | BOX | Blocker | BOX | Blocker | BOX | Jammer | BOX | Curr Pass |
|-----|-------|-----|---------|-----|---------|-----|---------|-----|--------|-----|--------------------|
| 1 | 64 | | 1337 | | S1NR | | 3024 | | 9 | 3 | 1 2 3 4 5 6 7 8 |
| 2 | 68 | | 1337 | | S1NR | | 737 | | 9 | 0 1 | 1 2 3 4 5 6 7 8 |
| 3 | 68 | | 3024 | | 64 | | 737 | 0 2 | 274 | | 1 2 3 4 5 6 7 8 |
| 4 | 274 | | 1337 | | 64 | | 737 | | S1NR | | 1 2 3 4 5 6 7 8 |
| 5 | 68 | | 9 | | 1337 | | 737 | | 3024 | | 1 2 3 4 5 6 7 8 |
| 6 | S1NR | | 68 | | 3024 | | 737 | | 274 | | 1 2 3 4 5 6 7 8 |
| 7 | S1NR | | 68 | | 1337 | | 68 | | 64 | | 1 2 3 4 5 6 7 8 |
| 8 | 274 | | 737 | | 3024 | | 1337 | | 9 | | 1 2 3 4 5 6 7 8 |
| 9 | 64 | | 3024 | | 68 | | | | S1NR | | 1 2 3 4 5 6 7 8 |
| | | | | | | | | | | | 1 2 3 4 5 6 7 8 |
| | | | | | | | | | | | 1 2 3 4 5 6 7 8 |
| | | | | | | | | | | | 1 2 3 4 5 6 7 8 |
| | | | | | | | | | | | 1 2 3 4 5 6 7 8 |
| | | | | | | | | | | | 1 2 3 4 5 6 7 8 |
| | | | | | | | | | | | 1 2 3 4 5 6 7 8 |
| | | | | | | | | | | | 1 2 3 4 5 6 7 8 |
| | | | | | | | | | | | 1 2 3 4 5 6 7 8 |
| | | | | | | | | | | | 1 2 3 4 5 6 7 8 |
| | | | | | | | | | | | 1 2 3 4 5 6 7 8 |
| | | | | | | | | | | | 1 2 3 4 5 6 7 8 |
| | | | | | | | | | | | 1 2 3 4 5 6 7 8 |
| | | | | | | | | | | | 1 2 3 4 5 6 7 8 |
| | | | | | | | | | | | 1 2 3 4 5 6 7 8 |
| | | | | | | | | | | | 1 2 3 4 5 6 7 8 |
| | | | | | | | | | | | 1 2 3 4 5 6 7 8 |
| | | | | | | | | | | | 1 2 3 4 5 6 7 8 |
| | | | | | | | | | | | 1 2 3 4 5 6 7 8 |
| | | | | | | | | | | | 1 2 3 4 5 6 7 8 |
| | | | | | | | | | | | 1 2 3 4 5 6 7 8 |
| | | | | | | | | | | | 1 2 3 4 5 6 7 8 |
| | | | | | | | | | | | 1 2 3 4 5 6 7 8 |
| | | | | | | | | | | | 1 2 3 4 5 6 7 8 |
| | | | | | | | | | | | 1 2 3 4 5 6 7 8 |
| | | | | | | | | | | | 1 2 3 4 5 6 7 8 |
| | | | | | | | | | | | 1 2 3 4 5 6 7 8 |
| | | | | | | | | | | | 1 2 3 4 5 6 7 8 |
| | | | | | | | | | | | 1 2 3 4 5 6 7 8 |

Note any box time carrying over from first period onto the P.2 sheet before turning in P.1 sheet. Jam number starts from 1 for each period.
 Circle opposing jammer's current pass. When a star pass occurs, enter SP below current jam number, with jammer and pivot reversed, same blockers, maintain current pass count. For skaters entering the penalty box, include opposing jammer's current pass in which they were sent off the track in the left box. For skaters reentering the pack from the box, include the current pass where they returned in the right box. Use zero on left to denote a skater starting the jam in box. If jam is called for injury, indicate it with a INJ in the BOX column of the injured skater.

| Team: | | Rage City Rollergirls/Fairbanks Rollergirls/Trappers | | | | | Lineup Tracker: | | MIKE | | 3/5/11 | Per. 2 | |
|-------|-------|--|---------|-----|---------|-----|-----------------|-----|--------|-----|--------------------|--------|--|
| JAM | Pivot | BOX | Blocker | BOX | Blocker | BOX | Blocker | BOX | Jammer | BOX | Curr Pass | | |
| 1 | 9 | | 737 | | S1NR | | 3024 | | 274 | | 1 2 3 4 5 6 7 8 | | |
| 2 | 274 | | 1337 | 2 | 64 | | S1NR | | 68 | | 1 2 3 4 5 6 7 8 | | |
| 3 | 9 | | 1337 | 0 3 | 737 | | 64 | | 3024 | | 1 2 3 4 5 6 7 8 | | |
| 4 | 64 | | 274 | | 68 | | S1NR | | 737 | | 1 2 3 4 5 6 7 8 | | |
| 5 | 64 | | 1337 | | 3024 | | S1NR | | 9 | | 1 2 3 4 5 6 7 8 | | |
| 6 | 68 | | 1337 | | S1NR | | 3024 | | 274 | | 1 2 3 4 5 6 7 8 | | |
| 7 | 68 | | 1337 | | S1NR | | 3024 | | 274 | | 1 2 3 4 5 6 7 8 | | |
| 8 | 68 | | 9 | | 64 | | 3024 | | 737 | | 1 2 3 4 5 6 7 8 | | |
| 9 | S1NR | | 1337 | | 64 | | 68 | | 274 | | 1 2 3 4 5 6 7 8 | | |
| 10 | S1NR | 2 | 9 | | 64 | | 3024 | | 737 | | 1 2 3 4 5 6 7 8 | | |
| 11 | S1NR | 0 1 | 1337 | | 64 | | 68 | | 274 | | 1 2 3 4 5 6 7 8 | | |
| 12 | S1NR | | 1337 | | 737 | | 3024 | | 9 | | 1 2 3 4 5 6 7 8 | | |
| | | | | | | | | | | | 1 2 3 4 5 6 7 8 | | |
| | | | | | | | | | | | 1 2 3 4 5 6 7 8 | | |
| | | | | | | | | | | | 1 2 3 4 5 6 7 8 | | |
| | | | | | | | | | | | 1 2 3 4 5 6 7 8 | | |
| | | | | | | | | | | | 1 2 3 4 5 6 7 8 | | |
| | | | | | | | | | | | 1 2 3 4 5 6 7 8 | | |
| | | | | | | | | | | | 1 2 3 4 5 6 7 8 | | |
| | | | | | | | | | | | 1 2 3 4 5 6 7 8 | | |
| | | | | | | | | | | | 1 2 3 4 5 6 7 8 | | |
| | | | | | | | | | | | 1 2 3 4 5 6 7 8 | | |
| | | | | | | | | | | | 1 2 3 4 5 6 7 8 | | |
| | | | | | | | | | | | 1 2 3 4 5 6 7 8 | | |
| | | | | | | | | | | | 1 2 3 4 5 6 7 8 | | |
| | | | | | | | | | | | 1 2 3 4 5 6 7 8 | | |
| | | | | | | | | | | | 1 2 3 4 5 6 7 8 | | |
| | | | | | | | | | | | 1 2 3 4 5 6 7 8 | | |

Note any box time carrying over from first period onto the P.2 sheet before turning in P.1 sheet. Jam number starts from 1 for each period.

Circle opposing jammer's current pass. When a star pass occurs, enter SP below current jam number, with jammer and pivot reversed, same blockers, maintain current pass count. For skaters entering the penalty box, include opposing jammer's current pass in which they were sent off the track in the left box. For skaters reentering the pack from the box, include the current pass where they returned in the right box. Use zero on left to denote a skater starting the jam in box. If jam is called for injury, indicate it with a INJ in the BOX column of the injured skater.



Women's Flat Track Derby Association

Expulsion/Suspension Documentation Form



This form is used to document any cases of expulsion/suspension during a WFTDA Sanctioned Game. Please record the following information immediately following the game and prior to completing the IBRF. This form should be presented along with the IBRF for signatures.

| | | | |
|------------|--|--------|--|
| Game Date: | | Teams: | |
|------------|--|--------|--|

Action Report: Please print name in provided box under title and describe the actions surrounding the Expulsion/Suspension. Please sign in space provided at bottom of form.

| | |
|-----------------------------------|--|
| Referee Initiating the Expulsion: | |
|-----------------------------------|--|

| | |
|--|--|
| | |
|--|--|

| | |
|---------------------------|--|
| Tournament/Bout Head Ref: | |
|---------------------------|--|

| | |
|--|--|
| | |
|--|--|

| | |
|------------------|--|
| Expelled Skater: | |
|------------------|--|

| | |
|--|--|
| | |
|--|--|

| | |
|--------------------------|--|
| Home/Light Team Captain: | |
|--------------------------|--|

| | |
|--|--|
| | |
|--|--|

| | |
|----------------------------|--|
| Visitor/Dark Team Captain: | |
|----------------------------|--|

| | |
|--|--|
| | |
|--|--|

| | |
|------------------|--|
| WFTDA Games Rep: | |
|------------------|--|

| | |
|--|--|
| | |
|--|--|

| | | | |
|-------------------------|-----|----------|-------------------------|
| Suspension recommended: | Yes | Head Ref | Home/Light Team Captain |
| | No | | |

| | | |
|---------------------------|----------------|---------------------------|
| Expelled/Suspended Skater | WFTDA Official | Visitor/Dark team Captain |
|---------------------------|----------------|---------------------------|

WFTDA REQUIRED STANDARDIZED STATS

Rage City Rollergirls/Fairbanks Rollergirls/Miners vs. Rage City Rollergirls/Fairbanks Rollergirls/Trappers
 Saturday, March 05, 2011

| # | ROSTERS | | | JAMS PLAYED | | | POINTS | | | | | LEAD JAMMER | | | | | POINTS FOR/AGAINST & PLUS/MINUS | | | | | | | V.T.A.R. | | | | PENALTIES | | | | | | | |
|----------------|--|--------|-------|-------------|-------|---------------|----------|-----------|------------|--------|------|-------------|------|--------|---------|--------|---------------------------------|------------------|---------|-------------|-----------|--------------------|-------------------|---------------------|---------|--------------|------------------|----------------|---------------------|--------------------|----------------------|--------------------|--------|--------|-----------------|
| | Rage City Rollergirls/Fairbanks Rollergirls - Miners | JAMMER | PIVOT | BLOCKER | TOTAL | % JAMS SKATED | BOX PTS. | GR. SIAMS | GHOST PTS. | POINTS | PPJ | LOST | LEAD | CALLED | NO PASS | LEAD % | LEAD +/- | AVERAGE LEAD +/- | PTS FOR | PTS AGAINST | TOTAL +/- | AVERAGE JAMMER +/- | AVERAGE PIVOT +/- | AVERAGE BLOCKER +/- | AVG +/- | VTAR PTS FOR | VTAR PTS AGAINST | VTAR TOTAL +/- | VTAR JAMMER AVG +/- | VTAR PIVOT AVG +/- | VTAR BLOCKER AVG +/- | TOTAL VTAR AVG +/- | MINORS | MAJORS | PENALTY MINUTES |
| 104 | True Love Trucker | 9 | 0 | 2 | 11 | 52% | 0 | 1 | 0 | 11 | 1.22 | 0 | 1 | 0 | 5 | 11% | 5 | 5.00 | 22 | 49 | -27 | -3.33 | | 1.50 | -2.45 | -17.4 | -0.4 | -17.0 | -2.82 | | 1.31 | -1.76 | 1 | 3 | 3 |
| 151 | Nosha Crankshaft | 0 | 0 | 0 | 0 | | | | | | | | | | | | | | | | | | | | | | | | | | | | | | |
| 2012 | Sarah Impale'Em | 0 | 1 | 14 | 15 | 71% | | | | | | | | | | | | 45 | 61 | -16 | | 0.00 | -1.14 | -1.07 | 5.6 | 11.6 | -6.0 | | 1.37 | -1.33 | -0.38 | 4 | 4 | 5 | |
| 227 | Volatile Violet | 1 | 5 | 7 | 13 | 62% | 0 | 0 | 0 | 3 | 3.00 | 0 | 1 | 0 | 0 | 100% | -1 | -1.00 | 33 | 36 | -3 | -1.00 | -0.60 | 0.14 | -0.23 | -6.4 | -13.4 | 7.0 | -0.48 | 0.77 | -0.04 | 0.46 | 1 | 1 | 1 |
| 32 | EnPSYCHOpedia Brittanica | 2 | 2 | 11 | 15 | 71% | 0 | 0 | 0 | 7 | 3.50 | 0 | 0 | 0 | 0 | 0% | 0 | | 36 | 69 | -33 | -1.50 | -6.00 | -1.64 | -2.20 | -3.4 | 19.6 | -23.0 | -0.98 | -4.63 | -1.82 | -1.51 | 2 | 1 | 1 |
| 530 | NESS U. UP | 0 | 5 | 11 | 16 | 76% | | | | | | | | | | | | 47 | 48 | -1 | | 3.00 | -1.45 | -0.06 | 7.6 | -1.4 | 9.0 | | 4.37 | -1.64 | 0.63 | 1 | 2 | 2 | |
| 6113 | Luna Bane | 0 | 4 | 10 | 14 | 67% | | | | | | | | | | | | 44 | 55 | -11 | | -4.00 | 0.50 | -0.79 | 4.6 | 5.6 | -1.0 | | -2.63 | 0.31 | -0.10 | 0 | 0 | 0 | |
| 69 | Baracuda Barbie | 5 | 2 | 1 | 8 | 38% | 0 | 3 | 0 | 23 | 4.60 | 1 | 2 | 0 | 1 | 40% | 12 | 6.00 | 35 | 26 | 9 | 1.00 | 0.00 | 4.00 | 1.13 | -4.4 | -23.4 | 19.0 | 1.52 | 1.37 | 3.81 | 1.82 | 3 | 1 | 1 |
| 94 | Gin Rubby | 4 | 2 | 7 | 13 | 62% | 0 | 0 | 0 | 19 | 4.75 | 0 | 3 | 1 | 0 | 75% | 9 | 3.00 | 53 | 51 | 2 | 2.25 | -2.00 | -0.43 | 0.15 | 13.6 | 1.6 | 12.0 | 2.77 | -0.63 | -0.61 | 0.84 | 4 | 0 | 1 |
| TEAM SUMMARIES | | 21 | 21 | 63 | 105 | 63% | 0 | 4 | 0 | 63 | 3.00 | 1 | 7 | 1 | 6 | 33% | 25 | 3.25 | 39 | 49 | -10 | -1 | -1 | 0 | -1 | N/A | N/A | N/A | N/A | N/A | N/A | N/A | 16 | 12 | 14 |
| # | Rage City Rollergirls/Fairbanks Rollergirls - Trappers | JAMMER | PIVOT | BLOCKER | TOTAL | % JAMS SKATED | BOX PTS. | GR. SIAMS | GHOST PTS. | POINTS | PPJ | LOST | LEAD | CALLED | NO PASS | LEAD % | LEAD +/- | AVERAGE LEAD +/- | PTS FOR | PTS AGAINST | TOTAL +/- | AVERAGE JAMMER +/- | AVERAGE PIVOT +/- | AVERAGE BLOCKER +/- | AVG +/- | VTAR PTS FOR | VTAR PTS AGAINST | VTAR TOTAL +/- | VTAR JAMMER AVG +/- | VTAR PIVOT AVG +/- | VTAR BLOCKER AVG +/- | VTAR AVG +/- | MINORS | MAJORS | PENALTY MINUTES |
| 1337 | N3rdy GRRL | 0 | 0 | 14 | 14 | 67% | | | | | | | | | | | | | 49 | 45 | 4 | | | 0.3 | 0.29 | -2.4 | 6.5 | -8.9 | | | -0.89 | -0.70 | 0 | 1 | 1 |
| 274 | Feel D. Pain | 7 | 3 | 1 | 11 | 52% | 5 | 0 | 0 | 35 | 5.00 | 0 | 4 | 1 | 1 | 57% | 22 | 5.50 | 51 | 24 | 27 | 3.7 | 0.0 | 1.0 | 2.45 | -0.4 | -14.5 | 14.1 | 2.54 | -0.55 | -0.18 | 1.47 | 0 | 0 | 0 |
| 3024 | HypnoThighs | 2 | 0 | 12 | 14 | 67% | 0 | 0 | 0 | 4 | 4.00 | 0 | 1 | 1 | 0 | 50% | 0 | 0.00 | 63 | 48 | 15 | 1.5 | | 1.0 | 1.07 | 11.6 | 9.5 | 2.1 | 0.32 | | -0.18 | 0.09 | 2 | 0 | 0 |
| 64 | AK Cupcake | 1 | 4 | 8 | 13 | 62% | 1 | 0 | 0 | 4 | 4.00 | 0 | 1 | 0 | 0 | 100% | 4 | 4.00 | 43 | 48 | -5 | 4.0 | -4.8 | 1.3 | -0.38 | -8.4 | 9.5 | -17.9 | 2.82 | -5.30 | 0.07 | -1.37 | 1 | 0 | 0 |
| 68 | Crystal | 1 | 6 | 7 | 14 | 67% | 2 | 0 | 0 | 4 | 4.00 | 0 | 1 | 0 | 0 | 100% | 4 | 4.00 | 58 | 24 | 34 | 4.0 | 1.5 | 3.0 | 2.43 | 6.6 | -14.5 | 21.1 | 2.82 | 0.95 | 1.82 | 1.45 | 0 | 0 | 0 |
| 737 | unXpected Turbulance | 3 | 0 | 9 | 12 | 57% | 1 | 0 | 0 | 11 | 3.67 | 0 | 3 | 2 | 0 | 100% | 4 | 1.33 | 53 | 32 | 21 | 1.3 | | 1.9 | 1.75 | 1.6 | -6.5 | 8.1 | 0.16 | | 0.71 | 0.77 | 1 | 1 | 1 |
| 9 | Tower Puss | 5 | 2 | 3 | 10 | 48% | 3 | 0 | 0 | 18 | 3.60 | 0 | 2 | 1 | 1 | 40% | 8 | 4.00 | 35 | 40 | -5 | -2.8 | 1.5 | 2.0 | -0.50 | -16.4 | 1.5 | -17.9 | -3.98 | 0.95 | 0.82 | -1.48 | 0 | 2 | 2 |
| S1NR | Back Seat Betty | 2 | 6 | 8 | 16 | 76% | 1 | 0 | 0 | 4 | 2.00 | 0 | 0 | 0 | 0 | 0% | 0 | | 59 | 47 | 12 | -3.5 | 4.5 | -1.0 | 0.75 | 7.6 | 8.5 | -0.9 | -4.68 | 3.95 | -2.18 | -0.23 | 3 | 0 | 0 |
| TEAM SUMMARIES | | 21 | 21 | 62 | 104 | 62% | 13 | 0 | 0 | 80 | 3.81 | 0 | 12 | 5 | 2 | 57% | 42 | 3.14 | 51 | 39 | 13 | 1.2 | 0.6 | 1.2 | 1 | N/A | N/A | N/A | N/A | N/A | N/A | N/A | 7 | 4 | 4 |

March 5, 2011

PENALTIES SUMMARY

Enter date on IBRF tab

| Rage City Rollergirls/Faribanks Rollergirls/Miners | | MINORS / MAJORS | | | | | | | | | | | | | | | PM | EXPULSION | EXTRAPOLATED | | | | | |
|--|-----------------------------|-----------------|---|---------------|--------------|--------|------------------|---------------|--------------|--------------|--|-------------|-----------|-------------|-------------------|-----------------|------------|-----------|-----------------------------------|-----------------------|-----------------|---------------|-------------|------------|
| # | SKATER | Penalty Types | Back Block | High Blocking | Low Blocking | Elbows | Forearms & Hands | Block w/ Head | Multi-Player | OOB Blocking | Direction of Gameplay | Out of Play | Cut Track | Skating OOB | Illegal Procedure | Insubordination | Misconduct | TOTAL | Penalty Minutes | Gross Misconduct | Insubordination | Fractional PM | Jams Skated | PM Per Jam |
| 104 | True Love Trucker | Min | 0 | 0 | 0 | 0 | 0 | 0 | 0 | 0 | 0 | 0 | 1 | 0 | 0 | X | X | 1 | 3 | 0 | 0 | 3.25 | 11 | 30% |
| | | Maj | 1 | 0 | 0 | 0 | 0 | 0 | 0 | 0 | 0 | 0 | 1 | 0 | 1 | 0 | 0 | 3 | | | | | | |
| 151 | Nosha Crankshaft | Min | 0 | 0 | 0 | 0 | 0 | 0 | 0 | 0 | 0 | 0 | 0 | 0 | 0 | X | X | 0 | 0 | 0 | 0 | 0.00 | 0 | |
| | | Maj | 0 | 0 | 0 | 0 | 0 | 0 | 0 | 0 | 0 | 0 | 0 | 0 | 0 | 0 | 0 | 0 | | | | | | |
| 2012 | Sarah Impale'Em | Min | 0 | 0 | 1 | 1 | 2 | 0 | 0 | 0 | 0 | 0 | 0 | 0 | 0 | X | X | 4 | 5 | 0 | 0 | 5.00 | 15 | 33% |
| | | Maj | 0 | 0 | 1 | 2 | 1 | 0 | 0 | 0 | 0 | 0 | 0 | 0 | 0 | 0 | 0 | 4 | | | | | | |
| 227 | Volatile Violet | Min | 0 | 0 | 0 | 0 | 1 | 0 | 0 | 0 | 0 | 0 | 0 | 0 | 0 | X | X | 1 | 1 | 0 | 0 | 1.25 | 13 | 10% |
| | | Maj | 0 | 0 | 0 | 1 | 0 | 0 | 0 | 0 | 0 | 0 | 0 | 0 | 0 | 0 | 0 | 1 | | | | | | |
| 32 | EnPSYCHOpedia Brittanica | Min | 0 | 0 | 0 | 2 | 0 | 0 | 0 | 0 | 0 | 0 | 0 | 0 | 0 | X | X | 2 | 1 | 0 | 0 | 1.50 | 15 | 10% |
| | | Maj | 0 | 0 | 0 | 1 | 0 | 0 | 0 | 0 | 0 | 0 | 0 | 0 | 0 | 0 | 0 | 1 | | | | | | |
| 530 | NESS U. UP | Min | 1 | 0 | 0 | 0 | 0 | 0 | 0 | 0 | 0 | 0 | 0 | 0 | 0 | X | X | 1 | 2 | 0 | 0 | 2.25 | 16 | 14% |
| | | Maj | 0 | 0 | 0 | 0 | 0 | 0 | 0 | 1 | 1 | 0 | 0 | 0 | 0 | 0 | 0 | 2 | | | | | | |
| 6113 | Luna Bane | Min | 0 | 0 | 0 | 0 | 0 | 0 | 0 | 0 | 0 | 0 | 0 | 0 | 0 | X | X | 0 | 0 | 0 | 0 | 0.00 | 14 | 0% |
| | | Maj | 0 | 0 | 0 | 0 | 0 | 0 | 0 | 0 | 0 | 0 | 0 | 0 | 0 | 0 | 0 | 0 | | | | | | |
| 69 | Baracuda Barbie | Min | 2 | 0 | 0 | 0 | 0 | 0 | 0 | 0 | 0 | 0 | 0 | 0 | 1 | X | X | 3 | 1 | 0 | 0 | 1.75 | 8 | 22% |
| | | Maj | 0 | 0 | 0 | 0 | 1 | 0 | 0 | 0 | 0 | 0 | 0 | 0 | 0 | 0 | 0 | 1 | | | | | | |
| 94 | Gin Rubby | Min | 1 | 0 | 0 | 0 | 2 | 0 | 0 | 0 | 1 | 0 | 0 | 0 | 0 | X | X | 4 | 1 | 0 | 0 | 1.00 | 13 | 8% |
| | | Maj | 0 | 0 | 0 | 0 | 0 | 0 | 0 | 0 | 0 | 0 | 0 | 0 | 0 | 0 | 0 | 0 | | | | | | |
| | | Min | | | | | | | | | | | | | | X | X | 0 | | | | | | |
| | | Maj | | | | | | | | | | | | | | | | 0 | | | | | | |
| | | Min | | | | | | | | | | | | | | X | X | 0 | | | | | | |
| | | Maj | | | | | | | | | | | | | | | | 0 | | | | | | |
| | | Min | | | | | | | | | | | | | | X | X | 0 | | | | | | |
| | | Maj | | | | | | | | | | | | | | | | 0 | | | | | | |
| | | Min | | | | | | | | | | | | | | X | X | 0 | | | | | | |
| | | Maj | | | | | | | | | | | | | | | | 0 | | | | | | |
| | | Min | | | | | | | | | | | | | | X | X | 0 | | | | | | |
| | | Maj | | | | | | | | | | | | | | | | 0 | | | | | | |
| MINOR TOTALS | | | 4 | 0 | 1 | 3 | 5 | 0 | 0 | 0 | 1 | 0 | 1 | 0 | 1 | X | X | 16 | | 0 | 0 | 1.78 | 11.7 | 16% |
| | | | Avg Minors / Jam: 0.76 ... vs opponent: 0.43 | | | | | | | | Team Total Minors as % of Bout Total: 69.6% | | | | | | | | Total Expulsions | | | Team Averages | | |
| MAJOR TOTALS | | | 1 | 0 | 1 | 4 | 2 | 0 | 0 | 0 | 1 | 1 | 1 | 0 | 1 | 0 | 0 | 12 | 14 | Total Penalty Minutes | | | | |
| | | | Avg Majors / Jam: 0.57 ... vs opponent: 0.38 | | | | | | | | Team Total Majors as % of Bout Total: 75.0% | | | | | | | | 78% of Bout Total Penalty Minutes | | | | | |

March 5, 2011

PENALTIES SUMMARY

Enter date on IBRF tab

| Rage City Rollergirls/Fairbanks Rollergirls/Trappers | | MINORS / MAJORS | | | | | | | | | | | | | | | PM | EXPULSION | EXTRAPOLATED | | | | | | |
|--|----------------------|-----------------|--|---------------|-----------|--------|----------|--|--------------|-----------|-----------------|-------------|-----------------------------------|-------------|-------------------|-----------------|------------|-----------|-----------------|------------------|-----------------------|---------------|-------------|------------|-----|
| # | SKATER | Penalty Types | Back Block | High Blocking | Low Block | Elbows | Forearms | Block w/ Head | Multi-Player | Block OOB | Clockwise Block | Out of Play | Cut Track | Skating OOB | Illegal Procedure | Insubordination | Misconduct | TOTAL | Penalty Minutes | Gross Misconduct | Insubordination | Fractional PM | Jams Skated | PM Per Jam | |
| 1337 | N3rdy GRRL | Min | 0 | 0 | 0 | 0 | 0 | 0 | 0 | 0 | 0 | 0 | 0 | 0 | 0 | 0 | 0 | 0 | 0 | 1 | 0 | 0 | 1.00 | 14 | 7% |
| | | Maj | 0 | 0 | 0 | 1 | 0 | 0 | 0 | 0 | 0 | 0 | 0 | 0 | 0 | 0 | 0 | 0 | 1 | | | | | | |
| 274 | Feel D. Pain | Min | 0 | 0 | 0 | 0 | 0 | 0 | 0 | 0 | 0 | 0 | 0 | 0 | 0 | 0 | 0 | 0 | 0 | 0 | 0 | 0 | 0.00 | 11 | 0% |
| | | Maj | 0 | 0 | 0 | 0 | 0 | 0 | 0 | 0 | 0 | 0 | 0 | 0 | 0 | 0 | 0 | 0 | 0 | | | | | | |
| 3024 | HypnoThighs | Min | 1 | 0 | 0 | 0 | 0 | 0 | 0 | 1 | 0 | 0 | 0 | 0 | 0 | 0 | 0 | 0 | 2 | 0 | 0 | 0 | 0.50 | 14 | 4% |
| | | Maj | 0 | 0 | 0 | 0 | 0 | 0 | 0 | 0 | 0 | 0 | 0 | 0 | 0 | 0 | 0 | 0 | 0 | | | | | | |
| 64 | AK Cupcake | Min | 0 | 0 | 0 | 0 | 0 | 0 | 0 | 0 | 0 | 0 | 1 | 0 | 0 | 0 | 0 | 0 | 1 | 0 | 0 | 0 | 0.25 | 13 | 2% |
| | | Maj | 0 | 0 | 0 | 0 | 0 | 0 | 0 | 0 | 0 | 0 | 0 | 0 | 0 | 0 | 0 | 0 | 0 | | | | | | |
| 68 | Crystal | Min | 0 | 0 | 0 | 0 | 0 | 0 | 0 | 0 | 0 | 0 | 0 | 0 | 0 | 0 | 0 | 0 | 0 | 0 | 0 | 0 | 0.00 | 14 | 0% |
| | | Maj | 0 | 0 | 0 | 0 | 0 | 0 | 0 | 0 | 0 | 0 | 0 | 0 | 0 | 0 | 0 | 0 | 0 | | | | | | |
| 737 | unXpected Turbulance | Min | 0 | 0 | 0 | 0 | 0 | 0 | 0 | 0 | 0 | 0 | 1 | 0 | 0 | 0 | 0 | 0 | 1 | 1 | 0 | 0 | 1.25 | 12 | 10% |
| | | Maj | 0 | 0 | 0 | 1 | 0 | 0 | 0 | 0 | 0 | 0 | 0 | 0 | 0 | 0 | 0 | 0 | 1 | | | | | | |
| 9 | Tower Puss | Min | 0 | 0 | 0 | 0 | 0 | 0 | 0 | 0 | 0 | 0 | 0 | 0 | 0 | 0 | 0 | 0 | 0 | 2 | 0 | 0 | 2.00 | 10 | 20% |
| | | Maj | 0 | 0 | 0 | 0 | 1 | 0 | 0 | 0 | 0 | 1 | 0 | 0 | 0 | 0 | 0 | 0 | 2 | | | | | | |
| S1NR | Back Seat Betty | Min | 0 | 0 | 0 | 0 | 1 | 0 | 0 | 0 | 0 | 0 | 2 | 0 | 0 | 0 | 0 | 0 | 3 | 0 | 0 | 0 | 0.75 | 16 | 5% |
| | | Maj | 0 | 0 | 0 | 0 | 0 | 0 | 0 | 0 | 0 | 0 | 0 | 0 | 0 | 0 | 0 | 0 | 0 | | | | | | |
| | | Min | | | | | | | | | | | | | | | | | 0 | | | | | | |
| | | Maj | | | | | | | | | | | | | | | | | 0 | | | | | | |
| | | Min | | | | | | | | | | | | | | | | | 0 | | | | | | |
| | | Maj | | | | | | | | | | | | | | | | | 0 | | | | | | |
| | | Min | | | | | | | | | | | | | | | | | 0 | | | | | | |
| | | Maj | | | | | | | | | | | | | | | | | 0 | | | | | | |
| | | Min | | | | | | | | | | | | | | | | | 0 | | | | | | |
| | | Maj | | | | | | | | | | | | | | | | | 0 | | | | | | |
| | | Min | | | | | | | | | | | | | | | | | 0 | | | | | | |
| | | Maj | | | | | | | | | | | | | | | | | 0 | | | | | | |
| | | Min | | | | | | | | | | | | | | | | | 0 | | | | | | |
| | | Maj | | | | | | | | | | | | | | | | | 0 | | | | | | |
| MINOR TOTALS | | | 1 | 0 | 0 | 0 | 1 | 0 | 0 | 1 | 0 | 0 | 4 | 0 | 0 | 0 | 0 | 0 | 7 | | 0 | 0 | 0.72 | 13 | 6% |
| | | | Avg Minors / Jam: 0.33 ... vs opponent: -0.43 | | | | | Team Total Minors as % of Bout Total: 30.4% | | | | | Total Expulsions | | Team Averages | | | | | | | | | | |
| MAJOR TOTALS | | | 0 | 0 | 0 | 2 | 1 | 0 | 0 | 0 | 0 | 1 | 0 | 0 | 0 | 0 | 0 | 0 | 4 | 4 | Total Penalty Minutes | | | | |
| | | | Avg Majors / Jam: 0.19 ... vs opponent: -0.38 | | | | | Team Total Majors as % of Bout Total: 25.0% | | | | | 22% of Bout Total Penalty Minutes | | | | | | | | | | | | |

FOLLOWING JAMMER FROM: **Rage City Rollergirls/Fairbanks Rollergirls/Trappers** ACTION TRACKER:

| # | Miners | 1/4 TRACK JAMMER BLOCK | JAMMER FORCE-OUT | HIT ON JAMMER |
|------|--------------------------|---------------------------|---------------------|---------------|
| 104 | True Love Trucker | | | |
| 151 | Nosha Crankshaft | | | |
| 2012 | Sarah Impale'Em | | | |
| 227 | Volatile Violet | | | |
| 32 | EnPSYCHOpedia Brittanica | | | |
| 530 | NESS U. UP | | | |
| 6113 | Luna Bane | | | |
| 69 | Baracuda Barbie | | | |
| 94 | Gin Rubby | | | |
| | | | | |
| | | | | |
| | | | | |
| | | | | |
| | | | | |
| | | | | |
| | | | | |
| | | | | |

| # | Trappers | OFFENSIVE BLOCK | OFFENSIVE KNOCKDOWN | WHIP |
|------|----------------------|-----------------|---------------------|------|
| 1337 | N3rdy GRRL | | | |
| 274 | Feel D. Pain | | | |
| 3024 | HypnoThighs | | | |
| 64 | AK Cupcake | | | |
| 68 | Crystal | | | |
| 737 | unXpected Turbulance | | | |
| 9 | Tower Puss | | | |
| S1NR | Back Seat Betty | | | |
| | | | | |
| | | | | |
| | | | | |
| | | | | |
| | | | | |
| | | | | |
| | | | | |
| | | | | |
| | | | | |

1/4 TRACK - Positional blocking/cumulative, **FORCEOUT** - Lean Jammer back in pack/out of position, **JAMMER BLOCK ASSIST** - Helping a teammate into the jammer resulting in Defensive Manuever **KNOCKDOWN** - Jammer hits opponent, **WHIP, PUSH, BULLDOZER** - one for each opponent passed. **OFFENSIVE BLOCK/KNOCKDOWN** - Catches opponent, **BEST PRACTICE:** Focus on the Offensive team's jammer and be aware of what stops her and he

3/5/2011

PERIOD 1

| JAMMER KNOCKDOWN | BLOCK ASSIST | SKATER |
|------------------|--------------|--------------------------|
| | | True Love Trucker |
| | | Nosha Crankshaft |
| | | Sarah Impale'Em |
| | | Volatile Violet |
| | | EnPSYCHOpedia Brittanica |
| | | NESS U. UP |
| | | Luna Bane |
| | | Baracuda Barbie |
| | | Gin Rubby |
| | | |
| | | |
| | | |
| | | |
| | | |
| | | |
| | | |
| | | |
| | | |
| | | |
| | | |
| PUSH | BULLDOZER | SKATER |
| | | N3rdy GRRL |
| | | Feel D. Pain |
| | | HypnoThighs |
| | | AK Cupcake |
| | | Crystal |
| | | unXpected Turbulance |
| | | Tower Puss |
| | | Back Seat Betty |
| | | |
| | | |
| | | |
| | | |
| | | |
| | | |
| | | |
| | | |
| | | |
| | | |
| | | |

JAMMER HIT - Stops forward progress, knocks back in pack or out

JN - Hit knocks jammer to the ground (at least one knee)

lears or defends a path for the jammer, one per opponent affected.

elps her through, especially holes opened up in front of her.

3/5/11

PERIOD 1

| HIT AND FALL | KNOCKED DOWN | SKATER |
|--------------|--------------|--------------------------|
| | | True Love Trucker |
| | | Nosha Crankshaft |
| | | Sarah Impale'Em |
| | | Volatile Violet |
| | | EnPSYCHOpedia Britannica |
| | | NESS U. UP |
| | | Luna Bane |
| | | Baracuda Barbie |
| | | Gin Rubby |
| | | |
| | | |
| | | |
| | | |
| | | |
| | | |
| | | |
| | | |
| | | |

| ROLLOFF | HIP WHIP | SKATER |
|---------|----------|----------------------|
| | | N3rdy GRRL |
| | | Feel D. Pain |
| | | HypnoThighs |
| | | AK Cupcake |
| | | Crystal |
| | | unXpected Turbulance |
| | | Tower Puss |
| | | Back Seat Betty |
| | | |
| | | |
| | | |
| | | |
| | | |
| | | |
| | | |
| | | |
| | | |
| | | |

D HIT - When a skater misses a Hit on Jammer (no juke)
 vn, **KNOCKED DOWN** - Skater is knocked down (off or def)
 f teammate, **OFF BLK ASSIST** - Assist a teammate into an Off Blk
 skater or cross track, **ROLLOFF** - Roll off of opposing blocker

3/5/11

PERIOD 2

| HIT AND FALL | KNOCKED DOWN | SKATER |
|--------------|--------------|--------------------------|
| | | True Love Trucker |
| | | Nosha Crankshaft |
| | | Sarah Impale'Em |
| | | Volatile Violet |
| | | EnPSYCHOpedia Britannica |
| | | NESS U. UP |
| | | Luna Bane |
| | | Baracuda Barbie |
| | | Gin Rubby |
| | | |
| | | |
| | | |
| | | |
| | | |
| | | |
| | | |
| | | |

| ROLLOFF | HIP WHIP | SKATER |
|---------|----------|----------------------|
| | | N3rdy GRRL |
| | | Feel D. Pain |
| | | HypnoThighs |
| | | AK Cupcake |
| | | Crystal |
| | | unXpected Turbulance |
| | | Tower Puss |
| | | Back Seat Betty |
| | | |
| | | |
| | | |
| | | |
| | | |
| | | |
| | | |
| | | |
| | | |

D HIT - When a skater misses a Hit on Jammer (no juke)
 vn, **KNOCKED DOWN** - Skater is knocked down (off or def)
 f teammate, **OFF BLK ASSIST** - Assist a teammate into an Off Blk
 skater or cross track, **ROLLOFF** - Roll off of opposing blocker

| | | | | | | | | | | | | | | | | | | | | | | | |
|------|--|--|--|--|--|--|--|--|--|--|--|--|--|--|--|--|--|--|--|--|--|--|--|
| SINK | | | | | | | | | | | | | | | | | | | | | | | |
| | | | | | | | | | | | | | | | | | | | | | | | |
| | | | | | | | | | | | | | | | | | | | | | | | |
| | | | | | | | | | | | | | | | | | | | | | | | |
| | | | | | | | | | | | | | | | | | | | | | | | |
| | | | | | | | | | | | | | | | | | | | | | | | |
| | | | | | | | | | | | | | | | | | | | | | | | |
| | | | | | | | | | | | | | | | | | | | | | | | |
| | | | | | | | | | | | | | | | | | | | | | | | |
| | | | | | | | | | | | | | | | | | | | | | | | |
| | | | | | | | | | | | | | | | | | | | | | | | |
| | | | | | | | | | | | | | | | | | | | | | | | |
| | | | | | | | | | | | | | | | | | | | | | | | |

1 2 3 4 5 6 7 8 9 10 11 12 13 14 15 16 17 18 19 20

PENALTIES: **B** - Block to the Back, **H** - Block with the Head, **X** - Cutting the Track, **C** - Direction of Play, **E** - Elbows, **F** - Low Block, **M** - Multiple Player Block, **O** - Out of Bounds Block, **P** - Out of Play, **S** - Skating out of Bounds, **G**

PENALTY MINUTES: Enter codes for majors in the PM column. Use **4s** for turns in box for minors. **Foul-outs** for Penalty Minutes should be
CARRY OVER: For minors and penalty minutes that carry over from previous period, shade equivalent

Miners

104 True Love Trucker
151 Nosha Crankshaft
2012 Sarah Impale'Em
227 Volatile Violet
32 EnPSYCHOpedia Brittanica
530 NESS U. UP
6113 Luna Bane
69 Baracuda Barbie
94 Gin Rubby

Trappers

1337 N3rdy GRRL
274 Feel D. Pain
3024 HypnoThighs
64 AK Cupcake
68 Crystal
737 unXpected Turbulance
9 Tower Puss
S1NR Back Seat Betty

Miners

104 True Love Trucker
151 Nosha Crankshaft
2012 Sarah Impale'Em
227 Volatile Violet
32 EnPSYCHOpedia Brittanica
530 NESS U. UP
6113 Luna Bane
69 Baracuda Barbie
94 Gin Rubby

Trappers

1337 N3rdy GRRL
274 Feel D. Pain
3024 HypnoThighs
64 AK Cupcake
68 Crystal
737 unXpected Turbulance
9 Tower Puss
S1NR Back Seat Betty

Penalty Codes

| | |
|------------------------|---|
| Blocking to the Back | B |
| Block with the Head | H |
| Cutting the Track | X |
| Direction of Gameplay | C |
| Elbows | E |
| Forearms / Hands | F |
| High Block | A |
| Illegal Procedure | I |
| Low Block | L |
| Multi-Player Block | M |
| Out of Bounds Blocking | O |
| Out of Play | P |
| Skating out of Bounds | S |
| Insubordination | N |
| Misconduct | G |

Major - circle it!

Penalty Codes

| | |
|------------------------|---|
| Blocking to the Back | B |
| Block with the Head | H |
| Cutting the Track | X |
| Direction of Gameplay | C |
| Elbows | E |
| Forearms / Hands | F |
| High Block | A |
| Illegal Procedure | I |
| Low Block | L |
| Multi-Player Block | M |
| Out of Bounds Blocking | O |
| Out of Play | P |
| Skating out of Bounds | S |
| Insubordination | N |
| Misconduct | G |


Major - circle it!

| Per 1 Jam # | Home Jam Row | 2 Jammer | 29 Points | Team Pts | +/- | 3 Lost | 4 Lead | Lead +/- | 5 Call |
|------------------------|-----------------|-------------|--------------|----------|-----|-----------|-----------|----------|-----------|
| 1 | 3 | 69 | 15 | 15 | 15 | | 1 | 15 | |
| 2 | 5 | 104 | 5 | 5 | 5 | | 1 | 5 | |
| 3 | 7 | 32 | 4 | 4 | -2 | | | | |
| 4 | 9 | 94 | 4 | 4 | 4 | | 1 | 4 | 1 |
| 5 | 11 | 104 | 0 | 0 | -3 | | | | |
| 6 | 13 | 104 | 0 | 0 | -10 | | | | |
| 7 | 15 | 104 | 0 | 0 | -4 | | | | |
| 8 | 17 | 69 | 8 | 8 | 0 | | | | |
| 9 | 19 | 94 | 7 | 7 | 3 | | 1 | 3 | |
| 10 | | | | | | | | | |
| 11 | | | | | | | | | |
| 12 | | | | | | | | | |
| 13 | | | | | | | | | |
| 14 | | | | | | | | | |
| 15 | | | | | | | | | |
| 16 | | | | | | | | | |
| 17 | | | | | | | | | |
| 18 | | | | | | | | | |
| 19 | | | | | | | | | |
| 20 | | | | | | | | | |
| 21 | | | | | | | | | |
| 22 | | | | | | | | | |
| 23 | | | | | | | | | |
| 24 | | | | | | | | | |
| 25 | | | | | | | | | |
| Per 1 Total | | | | 43 | | 0 | 4 | | 1 |

| | | | | | | |
|--------------|--|-----------|----------|----------|--|----------|
| Per 2 | | 20 | 1 | 3 | | 0 |
| Total | | | | | | |

| Home | Jammer | | Points | Jams | +/- | Lost | Lead | Lead +/- | Call |
|------|--------|--------------|-----------|----------|------------|----------|----------|-----------|----------|
| 1 | 104 | Per 1 | 5 | 4 | -12 | 0 | 1 | 5 | 0 |
| | | Per 2 | 6 | 5 | -18 | 0 | 0 | 0 | 0 |
| | | Total | 11 | 9 | -30 | 0 | 1 | 5 | 0 |
| 2 | 151 | Per 1 | | 0 | | | | | |
| | | Per 2 | | 0 | | | | | |
| | | Total | 0 | 0 | 0 | 0 | 0 | 0 | 0 |
| 3 | 2012 | Per 1 | | 0 | | | | | |
| | | Per 2 | | 0 | | | | | |
| | | Total | 0 | 0 | 0 | 0 | 0 | 0 | 0 |
| 4 | 227 | Per 1 | | 0 | | | | | |
| | | Per 2 | 3 | 1 | -1 | 0 | 1 | -1 | 0 |
| | | Total | 3 | 1 | -1 | 0 | 1 | -1 | 0 |
| 5 | 32 | Per 1 | 4 | 1 | -2 | 0 | 0 | 0 | 0 |
| | | Per 2 | 3 | 1 | -1 | 0 | 0 | 0 | 0 |
| | | Total | 7 | 2 | -3 | 0 | 0 | 0 | 0 |
| 6 | 530 | Per 1 | | 0 | | | | | |
| | | Per 2 | | 0 | | | | | |
| | | Total | 0 | 0 | 0 | 0 | 0 | 0 | 0 |
| 7 | 6113 | Per 1 | | 0 | | | | | |
| | | Per 2 | | 0 | | | | | |
| | | Total | 0 | 0 | 0 | 0 | 0 | 0 | 0 |
| 8 | 69 | Per 1 | 23 | 2 | 15 | 0 | 1 | 15 | 0 |
| | | Per 2 | 0 | 3 | -10 | 1 | 1 | -3 | 0 |
| | | Total | 23 | 5 | 5 | 1 | 2 | 12 | 0 |
| 9 | 94 | Per 1 | 11 | 2 | 7 | 0 | 2 | 7 | 1 |
| | | Per 2 | 8 | 2 | 2 | 0 | 1 | 2 | 0 |
| | | Total | 19 | 4 | 9 | 0 | 3 | 9 | 1 |
| 10 | | Per 1 | | | | | | | |
| | | Per 2 | | | | | | | |
| | | Total | | | | | | | |
| 11 | | Per 1 | | | | | | | |
| | | Per 2 | | | | | | | |
| | | Total | | | | | | | |
| 12 | | Per 1 | | | | | | | |
| | | Per 2 | | | | | | | |
| | | Total | | | | | | | |
| 13 | | Per 1 | | | | | | | |
| | | Per 2 | | | | | | | |
| | | Total | | | | | | | |
| 14 | | Per 1 | | | | | | | |
| | | Per 2 | | | | | | | |
| | | Total | | | | | | | |
| 15 | | Per 1 | | | | | | | |
| | | Per 2 | | | | | | | |
| | | Total | | | | | | | |
| 16 | | Per 1 | | | | | | | |
| | | Total | | | | | | | |

| | | | | |
|----|-------|--|--|--|
| | Per 2 | | | |
| | Total | | | |
| 17 | Per 1 | | | |
| | Per 2 | | | |
| | Total | | | |
| 18 | Per 1 | | | |
| | Per 2 | | | |
| | Total | | | |
| 19 | Per 1 | | | |
| | Per 2 | | | |
| | Total | | | |
| 20 | Per 1 | | | |
| | Per 2 | | | |
| | Total | | | |




| | | |
|---|------|----------|
| 0 | Avg: | 1711.689 |
| 0 | | |

| | | |
|--------------|--|----|
| Per 2 | | 48 |
|--------------|--|----|


Ghost P GP / Pass


| | |
|---|---|
| 0 | 0 |
| 0 | 0 |
| 0 | 0 |
| 0 | |
| 0 | |
| 0 | |
| 0 | |
| 0 | |
| 0 | 0 |
| 0 | 0 |
| 0 | 0 |
| 0 | 0 |
| 0 | |
| 0 | |
| 0 | |
| 0 | 0 |
| 0 | 0 |
| 0 | 0 |
| 0 | |
| | |
| | |
| | |
| | |
| | |
| | |
| | |
| | |
| | |
| | |
| | |
| | |
| | |
| | |
| | |

| Away | Jammer | | Points | Jams |
|------|--------|--------------|-----------|----------|
| 1 | 1337 | Per 1 | | 0 |
| | | Per 2 | | 0 |
| | | Total | 0 | 0 |
| 2 | 274 | Per 1 | 16 | 2 |
| | | Per 2 | 19 | 5 |
| | | Total | 35 | 7 |
| 3 | 3024 | Per 1 | | 0 |
| | | Per 2 | 4 | 1 |
| | | Total | 4 | 1 |
| 4 | 64 | Per 1 | 4 | 1 |
| | | Per 2 | | 0 |
| | | Total | 4 | 1 |
| 5 | 68 | Per 1 | | 0 |
| | | Per 2 | 4 | 1 |
| | | Total | 4 | 1 |
| 6 | 737 | Per 1 | | 0 |
| | | Per 2 | 11 | 3 |
| | | Total | 11 | 3 |
| 7 | 9 | Per 1 | 8 | 3 |
| | | Per 2 | 10 | 2 |
| | | Total | 18 | 5 |
| 8 | S1NR | Per 1 | 4 | 2 |
| | | Per 2 | | 0 |
| | | Total | 4 | 2 |
| 9 | | Per 1 | | |
| | | Per 2 | | |
| | | Total | | |
| 10 | | Per 1 | | |
| | | Per 2 | | |
| | | Total | | |
| 11 | | Per 1 | | |
| | | Per 2 | | |
| | | Total | | |
| 12 | | Per 1 | | |
| | | Per 2 | | |
| | | Total | | |
| 13 | | Per 1 | | |
| | | Per 2 | | |
| | | Total | | |
| 14 | | Per 1 | | |
| | | Per 2 | | |
| | | Total | | |
| 15 | | Per 1 | | |
| | | Per 2 | | |
| | | Total | | |
| 16 | | Per 1 | | |



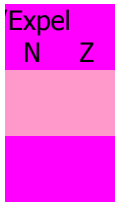

| | | |
|----|-------|--|
| | Per 2 | |
| | Total | |
| 17 | Per 1 | |
| | Per 2 | |
| | Total | |
| 18 | Per 1 | |
| | Per 2 | |
| | Total | |
| 19 | Per 1 | |
| | Per 2 | |
| | Total | |
| 20 | Per 1 | |
| | Per 2 | |
| | Total | |






| | | | | | | | | | | | | | | | | |
|----|-------------|----------------------|-------|---|---|---|---|---|---|---|---|---|---|---|---|---|
| 3 | 3024 | HypnoThighs | Per 1 | 0 | 0 | 0 | 0 | 0 | 0 | 0 | 0 | 0 | 0 | 0 | 0 | 0 |
| | | | Per 2 | 1 | 0 | 0 | 0 | 0 | 0 | 1 | 0 | 0 | 0 | 0 | 0 | 0 |
| 4 | 64 | AK Cupcake | Per 1 | 0 | 0 | 0 | 0 | 0 | 0 | 0 | 0 | 0 | 0 | 1 | 0 | 0 |
| | | | Per 2 | 0 | 0 | 0 | 0 | 0 | 0 | 0 | 0 | 0 | 0 | 0 | 0 | 0 |
| 5 | 68 | Crystal | Per 1 | 0 | 0 | 0 | 0 | 0 | 0 | 0 | 0 | 0 | 0 | 0 | 0 | 0 |
| | | | Per 2 | 0 | 0 | 0 | 0 | 0 | 0 | 0 | 0 | 0 | 0 | 0 | 0 | 0 |
| 6 | 737 | unXpected Turbulance | Per 1 | 0 | 0 | 0 | 0 | 0 | 0 | 0 | 0 | 0 | 0 | 1 | 0 | 0 |
| | | | Per 2 | 0 | 0 | 0 | 0 | 0 | 0 | 0 | 0 | 0 | 0 | 0 | 0 | 0 |
| 7 | 9 | Tower Puss | Per 1 | 0 | 0 | 0 | 0 | 0 | 0 | 0 | 0 | 0 | 0 | 0 | 0 | 0 |
| | | | Per 2 | 0 | 0 | 0 | 0 | 0 | 0 | 0 | 0 | 0 | 0 | 0 | 0 | 0 |
| 8 | S1NR | Back Seat Betty | Per 1 | 0 | 0 | 0 | 0 | 0 | 0 | 0 | 0 | 0 | 0 | 1 | 0 | 0 |
| | | | Per 2 | 0 | 0 | 0 | 0 | 1 | 0 | 0 | 0 | 0 | 0 | 0 | 1 | 0 |
| 9 | | | Per 1 | | | | | | | | | | | | | |
| | | | Per 2 | | | | | | | | | | | | | |
| 10 | | | Per 1 | | | | | | | | | | | | | |
| | | | Per 2 | | | | | | | | | | | | | |
| 11 | | | Per 1 | | | | | | | | | | | | | |
| | | | Per 2 | | | | | | | | | | | | | |
| 12 | | | Per 1 | | | | | | | | | | | | | |
| | | | Per 2 | | | | | | | | | | | | | |
| 13 | | | Per 1 | | | | | | | | | | | | | |
| | | | Per 2 | | | | | | | | | | | | | |
| 14 | | | Per 1 | | | | | | | | | | | | | |
| | | | Per 2 | | | | | | | | | | | | | |
| 15 | | | Per 1 | | | | | | | | | | | | | |
| | | | Per 2 | | | | | | | | | | | | | |
| 16 | | | Per 1 | | | | | | | | | | | | | |
| | | | Per 2 | | | | | | | | | | | | | |
| 17 | | | Per 1 | | | | | | | | | | | | | |
| | | | Per 2 | | | | | | | | | | | | | |
| 18 | | | Per 1 | | | | | | | | | | | | | |
| | | | Per 2 | | | | | | | | | | | | | |
| 19 | | | Per 1 | | | | | | | | | | | | | |
| | | | Per 2 | | | | | | | | | | | | | |
| 20 | | | Per 1 | | | | | | | | | | | | | |
| | | | Per 2 | | | | | | | | | | | | | |
| | Away | Totals | Per 1 | 0 | 0 | 0 | 0 | 0 | 0 | 0 | 0 | 0 | 0 | 3 | 0 | 0 |
| | | | Per 2 | 1 | 0 | 0 | 0 | 1 | 0 | 1 | 0 | 0 | 0 | 1 | 0 | 0 |
| | | | Total | 1 | 0 | 0 | 0 | 1 | 0 | 1 | 0 | 0 | 0 | 4 | 0 | 0 |

| | | | | | | | | | | | | | | | | | | | | |
|---|---|---|---|---|---|---|---|---|---|---|---|---|---|---|---|---|---|---|---|---|
| 0 | 0 | 0 | 0 | 0 | 0 | 0 | 0 | 0 | 0 | 0 | 0 | 0 | 0 | 0 | 0 | 0 | 0 | 0 | 0 | |
| 2 | 0 | 0 | 0 | 0 | 0 | 0 | 0 | 0 | 0 | 0 | 0 | 0 | 0 | 0 | 0 | 0 | 0 | 0 | 0 | |
| 1 | 0 | 0 | 0 | 0 | 0 | 0 | 0 | 0 | 0 | 0 | 0 | 0 | 0 | 0 | 0 | 0 | 0 | 0 | 0 | |
| 0 | 0 | 0 | 0 | 0 | 0 | 0 | 0 | 0 | 0 | 0 | 0 | 0 | 0 | 0 | 0 | 0 | 0 | 0 | 0 | |
| 0 | 0 | 0 | 0 | 0 | 0 | 0 | 0 | 0 | 0 | 0 | 0 | 0 | 0 | 0 | 0 | 0 | 0 | 0 | 0 | |
| 0 | 0 | 0 | 0 | 0 | 0 | 0 | 0 | 0 | 0 | 0 | 0 | 0 | 0 | 0 | 0 | 0 | 0 | 0 | 0 | |
| 1 | 0 | 0 | 0 | 0 | 1 | 0 | 0 | 0 | 0 | 0 | 0 | 0 | 0 | 0 | 0 | 0 | 0 | 0 | 0 | |
| 0 | 0 | 0 | 0 | 0 | 0 | 0 | 0 | 0 | 0 | 0 | 0 | 0 | 0 | 0 | 0 | 0 | 0 | 0 | 0 | |
| 0 | 0 | 0 | 0 | 0 | 0 | 0 | 0 | 0 | 0 | 1 | 0 | 0 | 0 | 0 | 0 | 0 | 0 | 0 | 0 | |
| 0 | 0 | 0 | 0 | 0 | 0 | 1 | 0 | 0 | 0 | 0 | 0 | 0 | 0 | 0 | 0 | 0 | 0 | 0 | 0 | |
| 1 | 0 | 0 | 0 | 0 | 0 | 0 | 0 | 0 | 0 | 0 | 0 | 0 | 0 | 0 | 0 | 0 | 0 | 0 | 0 | |
| 2 | 0 | 0 | 0 | 0 | 0 | 0 | 0 | 0 | 0 | 0 | 0 | 0 | 0 | 0 | 0 | 0 | 0 | 0 | 0 | |
| | | | | | | | | | | | | | | | | | | | | |
| | | | | | | | | | | | | | | | | | | | | |
| | | | | | | | | | | | | | | | | | | | | |
| | | | | | | | | | | | | | | | | | | | | |
| | | | | | | | | | | | | | | | | | | | | |
| | | | | | | | | | | | | | | | | | | | | |
| | | | | | | | | | | | | | | | | | | | | |
| | | | | | | | | | | | | | | | | | | | | |
| | | | | | | | | | | | | | | | | | | | | |
| | | | | | | | | | | | | | | | | | | | | |
| | | | | | | | | | | | | | | | | | | | | |
| | | | | | | | | | | | | | | | | | | | | |
| | | | | | | | | | | | | | | | | | | | | |
| | | | | | | | | | | | | | | | | | | | | |
| | | | | | | | | | | | | | | | | | | | | |
| 3 | 0 | 0 | 0 | 0 | 1 | 0 | 0 | 0 | 0 | 0 | 1 | 0 | 0 | 0 | 0 | 0 | 2 | 2 | 0 | 0 |
| 4 | 0 | 0 | 0 | 0 | 1 | 1 | 0 | 0 | 0 | 0 | 0 | 0 | 0 | 0 | 0 | 0 | 2 | 2 | 0 | 0 |
| 7 | 0 | 0 | 0 | 0 | 2 | 1 | 0 | 0 | 0 | 0 | 1 | 0 | 0 | 0 | 0 | 0 | 4 | 4 | 0 | 0 |





Period 1

Total Jams 9
 Home Team Lead 4
 Home Team Skaters 8

| Skater Summary | | | | | | | | |
|----------------|------|--------------------------|-------|----------|---------|---------|---------|---------|
| 0 | Sk # | Sk Name | Pivot | % Pivot | Blocker | Blocker | Blocker | Total B |
| 1 | 104 | True Love Trucker | 0 | 0 | 1 | 0 | 0 | 1 |
| 2 | 151 | Nosha Crankshaft | 0 | 0 | 0 | 0 | 0 | 0 |
| 3 | 2012 | Sarah Impale'Em | 0 | 0 | 2 | 0 | 5 | 7 |
| 4 | 227 | Volatile Violet | 2 | 0.222222 | 1 | 1 | 1 | 3 |
| 5 | 32 | EnPSYCHOpedia Brittanica | 0 | 0 | 2 | 2 | 1 | 5 |
| 6 | 530 | NESS U. UP | 4 | 0.444444 | 1 | 1 | 0 | 2 |
| 7 | 6113 | Luna Bane | 2 | 0.222222 | 1 | 2 | 1 | 4 |
| 8 | 69 | Baracuda Barbie | 1 | 0.111111 | 0 | 1 | 0 | 1 |
| 9 | 94 | Gin Rubby | 0 | 0 | 1 | 2 | 1 | 4 |
| 10 | | | | | | | | |
| 11 | | | | | | | | |
| 12 | | | | | | | | |
| 13 | | | | | | | | |
| 14 | | | | | | | | |
| 15 | | | | | | | | |
| 16 | | | | | | | | |
| 17 | | | | | | | | |
| 18 | | | | | | | | |
| 19 | | | | | | | | |
| 20 | | | | | | | | |

| Skater: +/- | | | | | | | | |
|-------------|------|--------------------------|-------|---------|---------|---------|---------|--|
| 0 | Sk # | Sk Name | Pivot | Blocker | Blocker | Blocker | Total B | |
| 1 | 104 | True Love Trucker | 0 | 3 | 0 | 0 | 3 | |
| 2 | 151 | Nosha Crankshaft | 0 | 0 | 0 | 0 | 0 | |
| 3 | 2012 | Sarah Impale'Em | 0 | -14 | 0 | 18 | 4 | |
| 4 | 227 | Volatile Violet | 2 | 4 | 0 | -4 | 0 | |
| 5 | 32 | EnPSYCHOpedia Brittanica | 0 | 15 | -7 | -10 | -2 | |
| 6 | 530 | NESS U. UP | 18 | -3 | 5 | 0 | 2 | |
| 7 | 6113 | Luna Bane | -10 | 5 | 1 | 4 | 10 | |
| 8 | 69 | Baracuda Barbie | -2 | 0 | 4 | 0 | 4 | |
| 9 | 94 | Gin Rubby | 0 | -2 | 5 | 0 | 3 | |
| 10 | | | | | | | | |
| 11 | | | | | | | | |
| 12 | | | | | | | | |
| 13 | | | | | | | | |
| 14 | | | | | | | | |
| 15 | | | | | | | | |
| 16 | | | | | | | | |
| 17 | | | | | | | | |
| 18 | | | | | | | | |
| 19 | | | | | | | | |
| 20 | | | | | | | | |

| Skater: Points For | | | | | | | | |
|--------------------|------|-------------------|-------|---------|---------|---------|---------|--|
| 0 | Sk # | Sk Name | Pivot | Blocker | Blocker | Blocker | Total B | |
| 1 | 104 | True Love Trucker | 0 | 7 | 0 | 0 | 7 | |

| | | | |
|----|------|--------------------------|----|
| 2 | 151 | Nosha Crankshaft | 0 |
| 3 | 2012 | Sarah Impale'Em | 0 |
| 4 | 227 | Volatile Violet | 5 |
| 5 | 32 | EnPSYCHOpedia Britannic: | 0 |
| 6 | 530 | NESS U. UP | 26 |
| 7 | 6113 | Luna Bane | 8 |
| 8 | 69 | Baracuda Barbie | 4 |
| 9 | 94 | Gin Rubby | 0 |
| 10 | | | |
| 11 | | | |
| 12 | | | |
| 13 | | | |
| 14 | | | |
| 15 | | | |
| 16 | | | |
| 17 | | | |
| 18 | | | |
| 19 | | | |
| 20 | | | |

| | | | |
|----|----|----|----|
| 0 | 0 | 0 | 0 |
| 0 | 0 | 31 | 31 |
| 4 | 8 | 0 | 12 |
| 23 | 0 | 0 | 23 |
| 0 | 5 | 0 | 5 |
| 5 | 11 | 4 | 20 |
| 0 | 4 | 0 | 4 |
| 4 | 15 | 8 | 27 |
| | | | |
| | | | |
| | | | |
| | | | |
| | | | |
| | | | |
| | | | |
| | | | |
| | | | |
| | | | |
| | | | |
| | | | |

| Skater: Points Against | | | | | | | |
|------------------------|------|--------------------------|-------|---------|---------|---------|---------|
| 0 | Sk # | Sk Name | Pivot | Blocker | Blocker | Blocker | Total B |
| 1 | 104 | True Love Trucker | 0 | 4 | 0 | 0 | 4 |
| 2 | 151 | Nosha Crankshaft | 0 | 0 | 0 | 0 | 0 |
| 3 | 2012 | Sarah Impale'Em | 0 | 14 | 0 | 13 | 27 |
| 4 | 227 | Volatile Violet | 3 | 0 | 8 | 4 | 12 |
| 5 | 32 | EnPSYCHOpedia Britannic: | 0 | 8 | 7 | 10 | 25 |
| 6 | 530 | NESS U. UP | 8 | 3 | 0 | 0 | 3 |
| 7 | 6113 | Luna Bane | 18 | 0 | 10 | 0 | 10 |
| 8 | 69 | Baracuda Barbie | 6 | 0 | 0 | 0 | 0 |
| 9 | 94 | Gin Rubby | 0 | 6 | 10 | 8 | 24 |
| 10 | | | | | | | |
| 11 | | | | | | | |
| 12 | | | | | | | |
| 13 | | | | | | | |
| 14 | | | | | | | |
| 15 | | | | | | | |
| 16 | | | | | | | |
| 17 | | | | | | | |
| 18 | | | | | | | |
| 19 | | | | | | | |
| 20 | | | | | | | |

Period 2

| | |
|-------------------|----|
| Total Jams | 12 |
| Home Team Lead | 3 |
| Home Team Skaters | 8 |

| Skater Summary | | | | | | | | |
|----------------|------|-------------------|-------|----------|---------|---------|---------|---------|
| 0 | Sk # | Sk Name | Pivot | % Pivot | Blocker | Blocker | Blocker | Total B |
| 1 | 104 | True Love Trucker | 0 | 0 | 1 | 0 | 0 | 1 |
| 2 | 151 | Nosha Crankshaft | 0 | 0 | 0 | 0 | 0 | 0 |
| 3 | 2012 | Sarah Impale'Em | 1 | 0.083333 | 0 | 2 | 5 | 7 |

| | | | | | | | | |
|----|------|--------------------------|---|-----------|---|---|---|---|
| 4 | 227 | Volatile Violet | 3 | 0.25 | 0 | 3 | 1 | 4 |
| 5 | 32 | EnPSYCHOpedia Brittanica | 2 | 0.166667 | 4 | 1 | 1 | 6 |
| 6 | 530 | NESS U. UP | 1 | 0.0833333 | 6 | 1 | 2 | 9 |
| 7 | 6113 | Luna Bane | 2 | 0.166667 | 0 | 4 | 2 | 6 |
| 8 | 69 | Baracuda Barbie | 1 | 0.0833333 | 0 | 0 | 0 | 0 |
| 9 | 94 | Gin Rubby | 2 | 0.166667 | 1 | 1 | 1 | 3 |
| 10 | | | | | | | | |
| 11 | | | | | | | | |
| 12 | | | | | | | | |
| 13 | | | | | | | | |
| 14 | | | | | | | | |
| 15 | | | | | | | | |
| 16 | | | | | | | | |
| 17 | | | | | | | | |
| 18 | | | | | | | | |
| 19 | | | | | | | | |
| 20 | | | | | | | | |

| Skater: +/- | | | | | | | |
|-------------|------|--------------------------|-------|---------|---------|---------|---------|
| 0 | Sk # | Sk Name | Pivot | Blocker | Blocker | Blocker | Total B |
| 1 | 104 | True Love Trucker | 0 | 0 | 0 | 0 | 0 |
| 2 | 151 | Nosha Crankshaft | 0 | 0 | 0 | 0 | 0 |
| 3 | 2012 | Sarah Impale'Em | 0 | 0 | -9 | -11 | -20 |
| 4 | 227 | Volatile Violet | -5 | 0 | -1 | 2 | 1 |
| 5 | 32 | EnPSYCHOpedia Brittanica | -12 | -12 | 0 | -4 | -16 |
| 6 | 530 | NESS U. UP | -3 | -16 | -6 | 4 | -18 |
| 7 | 6113 | Luna Bane | -6 | 0 | -9 | 4 | -5 |
| 8 | 69 | Baracuda Barbie | 2 | 0 | 0 | 0 | 0 |
| 9 | 94 | Gin Rubby | -4 | 0 | -3 | -3 | -6 |
| 10 | | | | | | | |
| 11 | | | | | | | |
| 12 | | | | | | | |
| 13 | | | | | | | |
| 14 | | | | | | | |
| 15 | | | | | | | |
| 16 | | | | | | | |
| 17 | | | | | | | |
| 18 | | | | | | | |
| 19 | | | | | | | |
| 20 | | | | | | | |

| Skater: Points For | | | | | | | |
|--------------------|------|--------------------------|-------|---------|---------|---------|---------|
| 0 | Sk # | Sk Name | Pivot | Blocker | Blocker | Blocker | Total B |
| 1 | 104 | True Love Trucker | 0 | 4 | 0 | 0 | 4 |
| 2 | 151 | Nosha Crankshaft | 0 | 0 | 0 | 0 | 0 |
| 3 | 2012 | Sarah Impale'Em | 4 | 0 | 3 | 7 | 10 |
| 4 | 227 | Volatile Violet | 7 | 0 | 4 | 2 | 6 |
| 5 | 32 | EnPSYCHOpedia Brittanica | 0 | 2 | 4 | 0 | 6 |
| 6 | 530 | NESS U. UP | 0 | 10 | 2 | 4 | 16 |
| 7 | 6113 | Luna Bane | 2 | 0 | 7 | 7 | 14 |
| 8 | 69 | Baracuda Barbie | 4 | 0 | 0 | 0 | 0 |
| 9 | 94 | Gin Rubby | 3 | 4 | 0 | 0 | 4 |
| 10 | | | | | | | |
| 11 | | | | | | | |
| 12 | | | | | | | |

| |
|----|
| 13 |
| 14 |
| 15 |
| 16 |
| 17 |
| 18 |
| 19 |
| 20 |



| Skater: Points Against | | | | | | | |
|------------------------|------|-------------------------|-------|---------|---------|---------|---------|
| 0 | Sk # | Sk Name | Pivot | Blocker | Blocker | Blocker | Total B |
| 1 | 104 | True Love Trucker | 0 | 4 | 0 | 0 | 4 |
| 2 | 151 | Nosha Crankshaft | 0 | 0 | 0 | 0 | 0 |
| 3 | 2012 | Sarah Impale'Em | 4 | 0 | 12 | 18 | 30 |
| 4 | 227 | Volatile Violet | 12 | 0 | 5 | 0 | 5 |
| 5 | 32 | EnPSYCHOpedia Britannic | 12 | 14 | 4 | 4 | 22 |
| 6 | 530 | NESS U. UP | 3 | 26 | 8 | 0 | 34 |
| 7 | 6113 | Luna Bane | 8 | 0 | 16 | 3 | 19 |
| 8 | 69 | Baracuda Barbie | 2 | 0 | 0 | 0 | 0 |
| 9 | 94 | Gin Rubby | 7 | 4 | 3 | 3 | 10 |
| 10 | | | | | | | |
| 11 | | | | | | | |
| 12 | | | | | | | |
| 13 | | | | | | | |
| 14 | | | | | | | |
| 15 | | | | | | | |
| 16 | | | | | | | |
| 17 | | | | | | | |
| 18 | | | | | | | |
| 19 | | | | | | | |
| 20 | | | | | | | |

| % Total B | Pack | % Pack | Lead | Jammer | % Jammer | Total | % Total |
|-----------|------|----------|------|--------|----------|-------|----------|
| 0.111111 | 1 | 0.111111 | 1 | 4 | 0.444444 | 5 | 0.555556 |
| 0 | 0 | 0 | | 0 | 0 | 0 | 0 |
| 0.777778 | 7 | 0.777778 | | 0 | 0 | 7 | 0.777778 |
| 0.333333 | 5 | 0.555556 | | 0 | 0 | 5 | 0.555556 |
| 0.555556 | 5 | 0.555556 | 0 | 1 | 0.111111 | 6 | 0.666667 |
| 0.222222 | 6 | 0.666667 | | 0 | 0 | 6 | 0.666667 |
| 0.444444 | 6 | 0.666667 | | 0 | 0 | 6 | 0.666667 |
| 0.111111 | 2 | 0.222222 | 1 | 2 | 0.222222 | 4 | 0.444444 |
| 0.444444 | 4 | 0.444444 | 2 | 2 | 0.222222 | 6 | 0.666667 |
| | | | | | | | |
| | | | | | | | |
| | | | | | | | |
| | | | | | | | |
| | | | | | | | |
| | | | | | | | |
| | | | | | | | |
| | | | | | | | |
| | | | | | | | |
| | | | | | | | |
| | | | | | | | |
| | | | | | | | |
| | | | | | | | |
| | | | | | | | |
| | | | | | | | |

| |
|----|
| 0 |
| 1 |
| 2 |
| 3 |
| 4 |
| 5 |
| 6 |
| 7 |
| 8 |
| 9 |
| 10 |
| 11 |
| 12 |
| 13 |
| 14 |
| 15 |
| 16 |
| 17 |
| 18 |
| 19 |
| 20 |

| Pack | Lead | Jammer | Total |
|------|------|--------|-------|
| 3 | | -12 | -9 |
| 0 | | 0 | 0 |
| 4 | | 0 | 4 |
| 2 | | 0 | 2 |
| -2 | | -2 | -4 |
| 20 | | 0 | 20 |
| 0 | | 0 | 0 |
| 2 | | 15 | 17 |
| 3 | | 7 | 10 |
| | | | |
| | | | |
| | | | |
| | | | |
| | | | |
| | | | |
| | | | |
| | | | |
| | | | |
| | | | |
| | | | |
| | | | |

| |
|----|
| 0 |
| 1 |
| 2 |
| 3 |
| 4 |
| 5 |
| 6 |
| 7 |
| 8 |
| 9 |
| 10 |
| 11 |
| 12 |
| 13 |
| 14 |
| 15 |
| 16 |
| 17 |
| 18 |
| 19 |
| 20 |

| Pack | Lead | Jammer | Total |
|------|------|--------|-------|
| 7 | | 5 | 12 |

| |
|---|
| 0 |
| 1 |

| | | | | | | | | |
|----------|----|----------|---|---|----------|----|----------|----|
| 0.333333 | 7 | 0.583333 | 1 | 1 | 0.083333 | 8 | 0.666667 | 4 |
| 0.5 | 8 | 0.666667 | 0 | 1 | 0.083333 | 9 | 0.75 | 5 |
| 0.75 | 10 | 0.833333 | | 0 | 0 | 10 | 0.833333 | 6 |
| 0.5 | 8 | 0.666667 | | 0 | 0 | 8 | 0.666667 | 7 |
| 0 | 1 | 0.083333 | 1 | 3 | 0.25 | 4 | 0.333333 | 8 |
| 0.25 | 5 | 0.416667 | 1 | 2 | 0.166667 | 7 | 0.583333 | 9 |
| | | | | | | | | 10 |
| | | | | | | | | 11 |
| | | | | | | | | 12 |
| | | | | | | | | 13 |
| | | | | | | | | 14 |
| | | | | | | | | 15 |
| | | | | | | | | 16 |
| | | | | | | | | 17 |
| | | | | | | | | 18 |
| | | | | | | | | 19 |
| | | | | | | | | 20 |

| Pack | Lead | Jammer | Total | |
|------|------|--------|-------|----|
| 0 | | -18 | -18 | 0 |
| 0 | | 0 | 0 | 1 |
| -20 | | 0 | -20 | 2 |
| -4 | | -1 | -5 | 3 |
| -28 | | -1 | -29 | 4 |
| -21 | | 0 | -21 | 5 |
| -11 | | 0 | -11 | 6 |
| 2 | | -10 | -8 | 7 |
| -10 | | 2 | -8 | 8 |
| | | | | 9 |
| | | | | 10 |
| | | | | 11 |
| | | | | 12 |
| | | | | 13 |
| | | | | 14 |
| | | | | 15 |
| | | | | 16 |
| | | | | 17 |
| | | | | 18 |
| | | | | 19 |
| | | | | 20 |

| Pack | Lead | Jammer | Total | |
|------|------|--------|-------|----|
| 4 | | 6 | 10 | 0 |
| 0 | | 0 | 0 | 1 |
| 14 | | 0 | 14 | 2 |
| 13 | | 3 | 16 | 3 |
| 6 | | 3 | 9 | 4 |
| 16 | | 0 | 16 | 5 |
| 16 | | 0 | 16 | 6 |
| 4 | | 0 | 4 | 7 |
| 7 | | 8 | 15 | 8 |
| | | | | 9 |
| | | | | 10 |
| | | | | 11 |
| | | | | 12 |

[Redacted]

[Redacted]

[Redacted]

13
14
15
16
17
18
19
20



| Pack | Lead | Jammer | Total |
|------------|------|------------|------------|
| 4 | | 24 | 28 |
| 0 | | 0 | 0 |
| 34 | | 0 | 34 |
| 17 | | 4 | 21 |
| 34 | | 4 | 38 |
| 37 | | 0 | 37 |
| 27 | | 0 | 27 |
| 2 | | 10 | 12 |
| 17 | | 6 | 23 |
| [Redacted] | | [Redacted] | [Redacted] |
| [Redacted] | | [Redacted] | [Redacted] |
| [Redacted] | | [Redacted] | [Redacted] |
| [Redacted] | | [Redacted] | [Redacted] |
| [Redacted] | | [Redacted] | [Redacted] |
| [Redacted] | | [Redacted] | [Redacted] |
| [Redacted] | | [Redacted] | [Redacted] |
| [Redacted] | | [Redacted] | [Redacted] |
| [Redacted] | | [Redacted] | [Redacted] |

0
1
2
3
4
5
6
7
8
9
10
11
12
13
14
15
16
17
18
19
20

Period 1

Total Jams 9
 Away Team Lead 5
 Away Team Skaters 8

| Skater Summary | | | | | | | | |
|----------------|----------------------|-------|----------|---------|---------|---------|---------|-----------|
| Sk # | Sk Name | Pivot | % Pivot | Blocker | Blocker | Blocker | Total B | % Total B |
| 1337 | N3rdy GRRL | 0 | 0 | 3 | 2 | 1 | 6 | 0.666667 |
| 274 | Feel D. Pain | 2 | 0.222222 | 0 | 0 | 0 | 0 | 0 |
| 3024 | HypnoThighs | 0 | 0 | 2 | 2 | 1 | 5 | 0.555556 |
| 64 | AK Cupcake | 2 | 0.222222 | 0 | 2 | 0 | 2 | 0.222222 |
| 68 | Crystal | 3 | 0.333333 | 2 | 1 | 1 | 4 | 0.444444 |
| 737 | unXpected Turbulance | 0 | 0 | 1 | 0 | 5 | 6 | 0.666667 |
| 9 | Tower Puss | 0 | 0 | 1 | 0 | 0 | 1 | 0.111111 |
| S1NR | Back Seat Betty | 2 | 0.222222 | 0 | 2 | 0 | 2 | 0.222222 |
| | | | | | | | | |
| | | | | | | | | |
| | | | | | | | | |
| | | | | | | | | |
| | | | | | | | | |
| | | | | | | | | |
| | | | | | | | | |
| | | | | | | | | |
| | | | | | | | | |
| | | | | | | | | |
| | | | | | | | | |

| Skater: +/- | | | | | | |
|-------------|----------------------|-------|---------|---------|---------|---------|
| Sk # | Sk Name | Pivot | Blocker | Blocker | Blocker | Total B |
| 1337 | N3rdy GRRL | 0 | -24 | 7 | 0 | -17 |
| 274 | Feel D. Pain | -4 | 0 | 0 | 0 | 0 |
| 3024 | HypnoThighs | 0 | -1 | 10 | -15 | -6 |
| 64 | AK Cupcake | -18 | 0 | -2 | 0 | -2 |
| 68 | Crystal | 0 | 14 | -3 | 4 | 15 |
| 737 | unXpected Turbulance | 0 | 0 | 0 | 6 | 6 |
| 9 | Tower Puss | 0 | 3 | 0 | 0 | 3 |
| S1NR | Back Seat Betty | 14 | 0 | -20 | 0 | -20 |
| | | | | | | |
| | | | | | | |
| | | | | | | |
| | | | | | | |
| | | | | | | |
| | | | | | | |
| | | | | | | |
| | | | | | | |
| | | | | | | |
| | | | | | | |
| | | | | | | |

| Skater: Points For | | | | | | |
|--------------------|------------|-------|---------|---------|---------|---------|
| Sk # | Sk Name | Pivot | Blocker | Blocker | Blocker | Total B |
| 1337 | N3rdy GRRL | 0 | 0 | 7 | 8 | 15 |

| | | | | | | |
|------|----------------------|----|----|----|----|----|
| 274 | Feel D. Pain | 8 | 0 | 0 | 0 | 0 |
| 3024 | HypnoThighs | 0 | 10 | 18 | 0 | 28 |
| 64 | AK Cupcake | 4 | 0 | 6 | 0 | 6 |
| 68 | Crystal | 9 | 14 | 4 | 4 | 22 |
| 737 | unXpected Turbulance | 0 | 8 | 0 | 19 | 27 |
| 9 | Tower Puss | 0 | 3 | 0 | 0 | 3 |
| S1NR | Back Seat Betty | 14 | 0 | 0 | 0 | 0 |
| | | | | | | |
| | | | | | | |
| | | | | | | |
| | | | | | | |
| | | | | | | |
| | | | | | | |
| | | | | | | |
| | | | | | | |

| Skater: Points Against | | | | | | |
|------------------------|----------------------|-------|---------|---------|---------|---------|
| Sk # | Sk Name | Pivot | Blocker | Blocker | Blocker | Total B |
| 1337 | N3rdy GRRL | 0 | 24 | 0 | 8 | 32 |
| 274 | Feel D. Pain | 12 | 0 | 0 | 0 | 0 |
| 3024 | HypnoThighs | 0 | 11 | 8 | 15 | 34 |
| 64 | AK Cupcake | 22 | 0 | 8 | 0 | 8 |
| 68 | Crystal | 9 | 0 | 7 | 0 | 7 |
| 737 | unXpected Turbulance | 0 | 8 | 0 | 13 | 21 |
| 9 | Tower Puss | 0 | 0 | 0 | 0 | 0 |
| S1NR | Back Seat Betty | 0 | 0 | 20 | 0 | 20 |
| | | | | | | |
| | | | | | | |
| | | | | | | |
| | | | | | | |
| | | | | | | |
| | | | | | | |
| | | | | | | |
| | | | | | | |

Period 2
 Total Jams 12
 Away Team Lead 8
 Away Team Skaters 8

| Skater Summary | | | | | | | | |
|----------------|--------------|-------|----------|---------|---------|---------|---------|-----------|
| Sk # | Sk Name | Pivot | % Pivot | Blocker | Blocker | Blocker | Total B | % Total B |
| 1337 | N3rdy GRRL | 0 | 0 | 8 | 0 | 0 | 8 | 0.666667 |
| 274 | Feel D. Pain | 1 | 0.083333 | 1 | 0 | 0 | 1 | 0.083333 |
| 3024 | HypnoThighs | 0 | 0 | 0 | 1 | 6 | 7 | 0.583333 |

| | | | | | | | | |
|------|----------------------|---|----------|---|---|---|---|----------|
| 64 | AK Cupcake | 2 | 0.166667 | 0 | 5 | 1 | 6 | 0.5 |
| 68 | Crystal | 3 | 0.25 | 0 | 1 | 2 | 3 | 0.25 |
| 737 | unXpected Turbulance | 0 | 0 | 1 | 2 | 0 | 3 | 0.25 |
| 9 | Tower Puss | 2 | 0.166667 | 2 | 0 | 0 | 2 | 0.166667 |
| S1NR | Back Seat Betty | 4 | 0.333333 | 0 | 3 | 3 | 6 | 0.5 |
| | | | | | | | | |
| | | | | | | | | |
| | | | | | | | | |
| | | | | | | | | |
| | | | | | | | | |
| | | | | | | | | |
| | | | | | | | | |
| | | | | | | | | |
| | | | | | | | | |
| | | | | | | | | |

Skater: +/-

| Sk # | Sk Name | Pivot | Blocker | Blocker | Blocker | Total B |
|------|----------------------|-------|---------|---------|---------|---------|
| 1337 | N3rdy GRRL | 0 | 21 | 0 | 0 | 21 |
| 274 | Feel D. Pain | 4 | 1 | 0 | 0 | 1 |
| 3024 | HypnoThighs | 0 | 0 | -2 | 20 | 18 |
| 64 | AK Cupcake | -1 | 0 | 12 | 0 | 12 |
| 68 | Crystal | 9 | 0 | 1 | 5 | 6 |
| 737 | unXpected Turbulance | 0 | 3 | 8 | 0 | 11 |
| 9 | Tower Puss | 3 | 3 | 0 | 0 | 3 |
| S1NR | Back Seat Betty | 13 | 0 | 9 | 3 | 12 |
| | | 0 | 0 | 0 | 0 | 0 |
| | | | 0 | 0 | 0 | 0 |
| | | | 0 | 0 | 0 | 0 |
| | | | 0 | 0 | 0 | 0 |
| | | | 0 | 0 | 0 | 0 |
| | | | 0 | 0 | 0 | 0 |
| | | | 0 | 0 | 0 | 0 |
| | | | 0 | 0 | 0 | 0 |
| | | | 0 | 0 | 0 | 0 |
| | | | 0 | 0 | 0 | 0 |
| | | | 0 | 0 | 0 | 0 |

Skater: Points For

| Sk # | Sk Name | Pivot | Blocker | Blocker | Blocker | Total B |
|------|----------------------|-------|---------|---------|---------|---------|
| 1337 | N3rdy GRRL | 0 | 34 | 0 | 0 | 34 |
| 274 | Feel D. Pain | 4 | 4 | 0 | 0 | 4 |
| 3024 | HypnoThighs | 0 | 0 | 2 | 26 | 28 |
| 64 | AK Cupcake | 6 | 0 | 19 | 4 | 23 |
| 68 | Crystal | 11 | 0 | 4 | 8 | 12 |
| 737 | unXpected Turbulance | 0 | 3 | 12 | 0 | 15 |
| 9 | Tower Puss | 7 | 7 | 0 | 0 | 7 |
| S1NR | Back Seat Betty | 20 | 0 | 11 | 10 | 21 |
| | | 0 | 0 | 0 | 0 | 0 |
| | | 0 | 0 | 0 | 0 | 0 |
| | | 0 | 0 | 0 | 0 | 0 |
| | | 0 | 0 | 0 | 0 | 0 |

| Pack | % Pack | Lead | Jammer | % Jammer | Total | % Total |
|------|----------|------|--------|----------|-------|----------|
| 6 | 0.666667 | | 0 | 0 | 6 | 0.666667 |
| 2 | 0.222222 | 2 | 2 | 0.222222 | 4 | 0.444444 |
| 5 | 0.555556 | | 1 | 0.111111 | 6 | 0.666667 |
| 4 | 0.444444 | 1 | 1 | 0.111111 | 5 | 0.555556 |
| 7 | 0.777778 | | 0 | 0 | 7 | 0.777778 |
| 6 | 0.666667 | | 0 | 0 | 6 | 0.666667 |
| 1 | 0.111111 | 1 | 3 | 0.333333 | 4 | 0.444444 |
| 4 | 0.444444 | 0 | 2 | 0.222222 | 6 | 0.666667 |
| | | | | | | |
| | | | | | | |
| | | | | | | |
| | | | | | | |
| | | | | | | |
| | | | | | | |
| | | | | | | |
| | | | | | | |
| | | | | | | |

| Pack | Lead | Jammer | Total |
|------|------|--------|-------|
| -17 | | 0 | -17 |
| -4 | | 12 | 8 |
| -6 | | 3 | -3 |
| -20 | | 4 | -16 |
| 15 | | 0 | 15 |
| 6 | | 0 | 6 |
| 3 | | -20 | -17 |
| -6 | | -7 | -13 |
| | | | |
| | | | |
| | | | |
| | | | |
| | | | |
| | | | |
| | | | |

| Pack | Lead | Jammer | Total |
|------|------|--------|-------|
| 15 | | 0 | 15 |

| | | |
|----|----|----|
| 8 | 16 | 24 |
| 28 | 3 | 31 |
| 10 | 4 | 14 |
| 31 | 0 | 31 |
| 27 | 0 | 27 |
| 3 | 8 | 11 |
| 14 | 4 | 18 |
| | | |
| | | |
| | | |
| | | |
| | | |
| | | |
| | | |

| Pack | Lead | Jammer | Total |
|------|------|--------|-------|
| 32 | | 0 | 32 |
| 12 | | 4 | 16 |
| 34 | | 0 | 34 |
| 30 | | 0 | 30 |
| 16 | | 0 | 16 |
| 21 | | 0 | 21 |
| 0 | | 28 | 28 |
| 20 | | 11 | 31 |
| | | | |
| | | | |
| | | | |
| | | | |
| | | | |
| | | | |

| Pack | % Pack | Lead | Jammer | % Jammer | Total | % Total |
|------|----------|------|--------|----------|-------|----------|
| 8 | 0.666667 | | 0 | 0 | 8 | 0.666667 |
| 2 | 0.166667 | 2 | 5 | 0.416667 | 7 | 0.583333 |
| 7 | 0.583333 | 1 | 1 | 0.083333 | 8 | 0.666667 |

| | | | | | | |
|----|----------|---|---|----------|----|----------|
| 8 | 0.666667 | | 0 | 0 | 8 | 0.666667 |
| 6 | 0.5 | 1 | 1 | 0.083333 | 7 | 0.583333 |
| 3 | 0.25 | 3 | 3 | 0.25 | 6 | 0.5 |
| 4 | 0.333333 | 1 | 2 | 0.166667 | 6 | 0.5 |
| 10 | 0.833333 | | 0 | 0 | 10 | 0.833333 |
| | | | | | | |
| | | | | | | |
| | | | | | | |
| | | | | | | |
| | | | | | | |
| | | | | | | |
| | | | | | | |
| | | | | | | |
| | | | | | | |

| Pack | Lead | Jammer | Total |
|------|------|---------|-------|
| 21 | | 0 | 21 |
| 5 | | 14 | 19 |
| 18 | | 0 | 18 |
| 11 | | 0 | 11 |
| 15 | | 4 | 19 |
| 11 | | 4 | 15 |
| 6 | | 6 | 12 |
| 25 | | 0 | 25 |
| | | #VALUE! | |
| | | | |
| | | | |
| | | | |
| | | | |
| | | | |
| | | | |

| Pack | Lead | Jammer | Total |
|------|------|--------|-------|
| 34 | | 0 | 34 |
| 8 | | 19 | 27 |
| 28 | | 4 | 32 |
| 29 | | 0 | 29 |
| 23 | | 4 | 27 |
| 15 | | 11 | 26 |
| 14 | | 10 | 24 |
| 41 | | 0 | 41 |
| | | | |
| | | | |

